

फक्त कार्यालयीन उपयोगाकरीता



विदर्भ पाटबंधारे विकास महामंडळ,
नागपूर

चोविसावा वार्षिक वित्तीय अहवाल
२०२०-२१
मराठी व इंग्रजी

विदर्भ पाटबंधारे विकास महामंडळ,
नागपूर - ४४० ००१
(महाराष्ट्र शासनाचा अंगीकृत उपक्रम)

विदर्भ पाटबंधारे विकास महामंडळ, नागपूर

चोविसावा वार्षिक वित्तीय अहवाल सन २०२०-२१

-: अ नु क्र म णि का :-

अ.क्र.	वि व र ण	पृष्ठ क्रमांक	
		पासून	पर्यंत
(१)	चोविसावा वार्षिक वित्तीय अहवाल सन २०२०-२१ (मराठी)	१	२४
(२)	चोविसावा वार्षिक वित्तीय अहवाल सन २०२०-२१ (इंग्रजी)	२५	४७
(३)	लेखा परीक्षकांचा अहवाल	४९	५१
(४)	दिनांक ३१.०३.२०२१ अखेरचा ताळेबंद पत्रक	५२	७०
(५)	विलंबाची कारणे	७१	७१

विदर्भ पाटबंधारे विकास महामंडळ, नागपूर
चोविसावा वार्षिक वित्तीय अहवाल 2020-2021

1.0 प्रास्ताविक :

"विदर्भ पाटबंधारे विकास महामंडळाच्या" स्थापनेचा अध्यादेश क्र.11/97 दि. 12.03.1997 मा.राज्यपाल, महाराष्ट्र राज्य यांनी 12 मार्च 1997 रोजी प्रस्तुत केला व तद्नंतर विदर्भ पाटबंधारे विकास महामंडळाच्या मुख्य कार्यालयाचे कामकाज 30 मार्च 1997 रोजी सुरु झाले. विदर्भ पाटबंधारे विकास महामंडळाच्या स्थापनेचा, महाराष्ट्र विधानमंडळाने पारीत केलेल्या अधिनियमास दिनांक 28 एप्रिल 1997 रोजी मा. राज्यपालांनी संमती दिली. सदर अधिनियमांतील कलम - 3 पोटकलम (1) अन्वये स्थापन केलेले विदर्भ पाटबंधारे विकास महामंडळ हे एक निगम निकाय आहे व त्याचा एक सामाईक शिक्का आहे. त्यास या अधिनियमाच्या प्रयोजनासाठी करार करण्याचा, स्थावर व जंगम अशी दोन्ही प्रकारची मालमत्ता संपादन करण्याचा, ती धारण करण्याचा व ती निकालांत काढण्याचा आणि आवश्यक अशा सर्व गोष्टी करण्याचा अधिकार आहे.

सुरुवातीस महामंडळाकडे विदर्भातील निवडक 10 मोठे प्रकल्प अंदाजे 5 वर्षात पूर्ण करण्याच्या उद्देशाने सोपविण्यात आले होते. तथापी महामंडळाच्या कार्यक्षेत्राचा विस्तार करण्याची तरतूद महामंडळाच्या अधिनियमात असल्याने, 10 मोठे प्रकल्पां व्यतिरीक्त 8 मोठे प्रकल्प, 54 मध्यम प्रकल्प व 248 बृहत लघू प्रकल्प, या महामंडळाकडे सोपविण्यांत आले आहेत. तसेच सन 2007 पासून मुख्य अभियंता, जलसंपदा विभाग, नागपूर यांचेकडील सर्व्हेक्षणाधीन, बांधकामाधीन व भविष्य कालीन प्रकल्प देखील महामंडळाकडे वर्ग करण्यात आले असून यानुसार महामंडळाची कार्यकक्षा पूर्ण विदर्भाकरिता झालेली आहे.

2.0 महामंडळाकडील प्रकल्प :

सद्यःस्थितीत महामंडळाकडे विदर्भातील 18 मोठे, 53 मध्यम व 243 लघु असे एकुण 314 प्रकल्प बांधकामाधीन आहेत.

(रु. कोटीत)

अ. क्र.	प्रकल्पाचे नांव	खोरे	जिल्हा	सिंचन क्षमता हेक्टर	अंदाजित अद्यावत किंमत	1.4.2021 ची उर्वरीत किंमत
1	गोसीखुर्द प्रकल्प	वैनगंगा	भंडारा	250800	18494.57	5264.59
2	हूमन प्रकल्प	वैनगंगा	चंद्रपूर	46117	2059.58	1848.18
3	तुलतुली प्रकल्प	वैनगंगा	गडचिरोली	30590	19.15	12.94
4	निम्न वणा प्रकल्प	वर्धा	नागपूर	25545	467.09	33.42

अ. क्र.	प्रकल्पाचे नांव	खोरे	जिल्हा	सिंचन क्षमता हेक्टर	अंदाजित अद्यावत किंमत	1.4.2021 ची उर्वरीत किंमत
5	उर्ध्व वर्धा प्रकल्प	वर्धा	अमरावती	85002	1634.72	98.78
6	निम्न वर्धा प्रकल्प	वर्धा	वर्धा	63333	3615.29	1056.81
7	बेंबळा प्रकल्प	वर्धा	यवतमाळ	52423	3517.83	406.07
8	वान प्रकल्प	तापी	अकोला	18924	276.31	4.64
9	खडकपूर्णा प्रकल्प	पूर्णा	बुलढाणा	22942	1374.57	147.94
10	बावनथडी प्रकल्प	वैनगंगा	भंडारा	27708	867.20	0.00
11	जिगांव	गोदावरी	बुलढाणा	87580	13874.59	9611.37
12	निम्न पैनगंगा	गोदावरी	यवतमाळ	199962	10429.39	10078.42
13	अरुणावती	गोदावरी	यवतमाळ	24003	475.75	126.48
14	पेनटाकळी	वैनगंगा	बुलढाणा	14332	607.50	347.55
15	आजनसरा बॅरेज	गोदावरी	वर्धा	28000	208.42	203.53
16	पेंच प्रकल्प	गोदावरी	नागपूर	107735	939.22	165.88
17	निम्न पेढी	तापी	अमरावती	12944	1639.43	711.73
18	धापेवाडा उसियो टप्पा 2	वैनगंगा	गोंदिया	98558	3930.36	3132.43
	(अ) एकूण मोठे प्रकल्प 18			1196498	64430.97	33250.76
	(ब) एकूण मध्यम प्रकल्प 53			282223	15919.87	7007.28
	(क) एकूण लघु प्रकल्प 234			184951	12426.74	5462.32

3. संघटनात्मक रचना

महामंडळाच्या नियामक मंडळाची रचना पुढील प्रमाणे आहे.

1)	मा. मंत्री (जलसंपदा) (कृष्णाखोरे पाटबंधारे महामंडळ वगळून)	:	पदसिध्द अध्यक्ष
2)	मा. राज्यमंत्री (जलसंपदा) (कृष्णाखोरे पाटबंधारे महामंडळ वगळून)	:	पदसिध्द उपाध्यक्ष
3)	शासनाचे नामनिर्देशित करावयाचे अशासकीय उपाध्यक्ष	:	उपाध्यक्ष
4)	मा. मुख्य सचिव	:	पदसिध्द उपाध्यक्ष
5)	मा. प्रधान सचिव (जस)	:	पदसिध्द व्यवस्थापकीय संचालक

याशिवाय लाभक्षेत्र विकास, नियोजन, वित्त, वने, मदत व पुनर्वसन व कृषी खात्याचे सचिव, महामंडळाचे पदसिध्द सदस्य आहेत. तसेच नामवंत अर्थसंस्थांचे प्रतिनिधीत्व करणारे शासनाने नेमलेले 3 अशासकीय सदस्य व विधानसभा व विधान परिषद यातील अनुक्रमे 5 व 3 सदस्यांची शासनाकडून महामंडळावर नियुक्ती करण्याची तसेच पाटबंधारे व अर्थ या क्षेत्रातील प्रत्येकी 1 तज्ञ व उच्चशिक्षित व्यक्ती यांची महामंडळाचे सदस्य म्हणून शासनाकडून नियुक्ती करण्याची तरतूद आहे.

महामंडळाचे कार्यकारी संचालक, नियामक मंडळाचे सदस्य सचिव म्हणून काम पाहत आहेत. महामंडळाचे नियमित कामकाजासाठी व व्यवस्थापकीय संचालकाचे अध्यक्षतेखाली कार्यकारी समिती स्थापण्यांत आली असून त्यामध्ये महामंडळाचे कार्यकारी संचालक, जलसंपदा खात्यातील मुख्य अभियंते, महामंडळातील मुख्य लेखा व वित्त अधिकारी हे सदस्य व अधीक्षक अभियंता, सदस्य सचिव याचा समावेश आहे. महामंडळाच्या संचालक मंडळात पदाधिका-यांचा हुद्दा खालील प्रमाणे आहे. (वर्ष 2020-21)

अ.क्र.	हुद्दा
1)	मा.ना. श्री.जयंत पाटील, मंत्री (जसं) व अध्यक्ष
2)	मा.ना. श्री.ओमप्रकाश ब. कडू / श्री. बच्चू बाळा कडू, राज्यमंत्री (जसं) व उपाध्यक्ष
3)	मुख्य सचिव, पदसिध्द उपाध्यक्ष
4)	प्रधान सचिव, (प्रदत्त व पुनर्वसन) व सदस्य
5)	प्रधान सचिव (वित्त) व सदस्य
6)	प्रधान सचिव (नियोजन) व सदस्य
7)	अप्पर मुख्य सचिव (वने) व सदस्य
8)	सचिव (कृषी) व सदस्य
9)	प्रधान सचिव (पा) व व्यवस्थापकीय संचालक
10)	सचिव (लाक्षेवि) व सदस्य
11)	सदस्य सचिव, कार्यकारी संचालक, वि.पा.वि.म. नागपूर 01/04/2020 ते 31/03/2021 1) श्री. अ.वा. सुर्वे, का.सं. (1.4.2020 ते 31.5.2020) 2) श्री. जि.मो.शेख, का.सं. (1.6.2020 ते 31.12.2020) 3) श्री. बं.श. स्वामी का.सं. (अ.का.) (31.12.2020 ते 7.1.2021) 4) श्री. रा.द.मोहिते, का.सं. (7.1.2021 ते 31.3.2021)

4. आस्थापना :

दिनांक 31.3.2021 रोजी महामंडळांतर्गत मुख्य अभियंता, गोसिखुर्द प्रकल्प, जलसंपदा विभाग, नागपूर मुख्य अभियंता, जलसंपदा विभाग नागपूर, मुख्य अभियंता, जलसंपदा विभाग, अमरावती व मुख्य अभियंता विशेष प्रकल्प, जलसंपदा विभाग, अमरावती अशी एकूण 4 प्रादेशिक मुख्य अभियंता कार्यालये कार्यरत असून त्यांचे अधिपत्याखालील विदर्भातील 18 मोठे, 53 मध्यम व 243 लघु पाटबंधारे प्रकल्पाचे बांधकाम 14 मंडळ कार्यालये व त्यांचे अंतर्गत 57 विभागीय (55 विभागीय कार्यालय + 02 संकल्प चित्र) व 280 उपविभागीय कार्यालये (4 उपपथक, 2 संकल्पचित्र उपविभाग) यांचे मार्फत होत आहे.

सन 2020-21 मध्ये महामंडळाकडे वेगवेगळ्या संवर्गातील एकूण 3870 अधिकारी/कर्मचारी वर्ग कार्यरत असून त्याचा तपशील खालील प्रमाणे आहे. मार्च 2020 अखेर

वर्ग	नियत	रुपांतरीत				एकूण कार्यरत
		स्थायी	अस्थायी	रोजंदारी	कार्यव्ययी	
वर्ग-1	270	0	0	0	0	270
वर्ग-2	615	0	0	0	0	615
वर्ग-3	2347	0	39	2	0	2388
वर्ग-4	496	0	101	0	0	597
एकूण	3728	0	140	2	0	3870

5. मत्ता व दायित्वे :

अधिनियम क्र. 26/दिनांक 28.4.97 मधील तरतूदीनुसार महाराष्ट्र शासनाच्या मालकीची विदर्भ पाटबंधारे विकास महामंडळाकडील प्रकल्पांसंबंधातील सर्व मत्ता व दायित्वे महामंडळाकडे शासनाचे पत्र क्र. विसिम-1096/304/96/भाग-2/जसंनि दि. 4.6.97 अन्वये वर्ग करण्यात आली असून त्याची भांडवली किंमत रु. 873.95 कोटी इतकी होती व दि. 31.3.2021 अखेर भांडवली किंमत रु. 50036.63 कोटी इतकी झाली. या रकमेत वरील नमुद रक्कम रु. 874 कोटी (10 मोठे प्रकल्पांची) व रु. 831.00 कोटी नव्याने वर्ग झालेले 86 प्रकल्पांची मत्ता व दायित्वे अंतर्भूत आहेत.

6.0 2020-21 मधील कामाचे पुनर्विलोकन.

6.1 महाराष्ट्राच्या 307.07 लक्ष हेक्टर भौगोलीक क्षेत्रापैकी 211.99 लक्ष हेक्टर क्षेत्र लागवडी लायक आहे व त्याची भौगोलीक क्षेत्राशी टक्केवारी 69.04 आहे. विदर्भाचे भौगोलीक क्षेत्र 98.430 लक्ष हेक्टर असून महाराष्ट्राच्या तुलनेत टक्केवारी 31.73 आहे. त्यातील 57.08 लक्ष हेक्टर क्षेत्र (सुमारे 59 टक्के) लागवडी लायक आहे व त्याची महाराष्ट्राच्या लागवडीलायक क्षेत्राशी टक्केवारी 26.90 आहे. विदर्भ पाटबंधारे विकास महामंडळाकडील 314 प्रकल्पांची अंतिम सिंचन क्षमता 1596044 हेक्टर आहे. जून 2020 पर्यंत निर्मित सिंचन क्षमता 597536 हेक्टर आहे. वर्ष 2020-21 मधील महामंडळाची भौतिक उपलब्धी खालील प्रमाणे आहे.

यावर्षी एकूण 14 प्रकल्पांची घळभरणी प्रस्तावित असून 127.675 दलघमी जलसाठा निर्माण करण्यात आला व 84566 हेक्टर सिंचन क्षमता निर्माण झाली.

प्रकल्पवार जून 2020 पर्यंत निर्मित सिंचन क्षमता दर्शविणारे विवरणपत्र पुढील प्रमाणे आहे.

ਫਿਨੈਂਸ਼ੀਅਲ ਸਟੇਟਮੈਂਟ ਟਿੱਪਣੀਆਂ
2020-21 (ਫਿਨੈਂਸ਼ੀਅਲ ਸਟੇਟਮੈਂਟ ਟਿੱਪਣੀਆਂ)

+ G6	ਫਿਨੈਂਸ਼ੀਅਲ ਸਟੇਟਮੈਂਟ	ਫਿਨੈਂਸ਼ੀਅਲ ਸਟੇਟਮੈਂਟ ਬੇਨੇਫਿਟਰੀ ਟਿੱਪਣੀ (ICA)	ਫਿਨੈਂਸ਼ੀਅਲ ਸਟੇਟਮੈਂਟ ਬੇਨੇਫਿਟਰੀ ਟਿੱਪਣੀ	ਫਿਨੈਂਸ਼ੀਅਲ ਸਟੇਟਮੈਂਟ ਬੇਨੇਫਿਟਰੀ ਟਿੱਪਣੀ	ਫਿਨੈਂਸ਼ੀਅਲ ਸਟੇਟਮੈਂਟ ਬੇਨੇਫਿਟਰੀ ਟਿੱਪਣੀ	= ਫਿਨੈਂਸ਼ੀਅਲ ਸਟੇਟਮੈਂਟ ਬੇਨੇਫਿਟਰੀ ਟਿੱਪਣੀ
1	2	3	4	5	6	7
	ਫਿਨੈਂਸ਼ੀਅਲ ਸਟੇਟਮੈਂਟ					(ਫਿਨੈਂਸ਼ੀਅਲ ਸਟੇਟਮੈਂਟ 3-6)
1	ਫਿਨੈਂਸ਼ੀਅਲ ਸਟੇਟਮੈਂਟ	107735	104949	0	104949	2786
2	ਫਿਨੈਂਸ਼ੀਅਲ ਸਟੇਟਮੈਂਟ	27708	27708	0	27708	0
3	ਫਿਨੈਂਸ਼ੀਅਲ ਸਟੇਟਮੈਂਟ	25545	25545		25545	0
4	ਫਿਨੈਂਸ਼ੀਅਲ ਸਟੇਟਮੈਂਟ	3259	391	0	391	2868
5	ਫਿਨੈਂਸ਼ੀਅਲ ਸਟੇਟਮੈਂਟ	250800	115623	18469	134092	116708
6	ਫਿਨੈਂਸ਼ੀਅਲ ਸਟੇਟਮੈਂਟ	98558	0		0	98558
7	ਫਿਨੈਂਸ਼ੀਅਲ ਸਟੇਟਮੈਂਟ	63333	45228	4806	50034	13299
8	ਫਿਨੈਂਸ਼ੀਅਲ ਸਟੇਟਮੈਂਟ	28088	0	0	0	28088
9	ਫਿਨੈਂਸ਼ੀਅਲ ਸਟੇਟਮੈਂਟ	46117	0	0	0	46117
10	ਫਿਨੈਂਸ਼ੀਅਲ ਸਟੇਟਮੈਂਟ	30590	0	0	0	30590
	ਫਿਨੈਂਸ਼ੀਅਲ ਸਟੇਟਮੈਂਟ	681733	319444	23275	237770	336228
	ਫਿਨੈਂਸ਼ੀਅਲ ਸਟੇਟਮੈਂਟ					
11	ਫਿਨੈਂਸ਼ੀਅਲ ਸਟੇਟਮੈਂਟ	75080	75080	0	75080	0
12	ਫਿਨੈਂਸ਼ੀਅਲ ਸਟੇਟਮੈਂਟ	19177	18924		18924	253
13	ਫਿਨੈਂਸ਼ੀਅਲ ਸਟੇਟਮੈਂਟ	24003	24003		24003	0
14	ਫਿਨੈਂਸ਼ੀਅਲ ਸਟੇਟਮੈਂਟ	14332	14157	0	14157	175
15	ਫਿਨੈਂਸ਼ੀਅਲ ਸਟੇਟਮੈਂਟ	53968	43355	1547	44902	9066
16	ਫਿਨੈਂਸ਼ੀਅਲ ਸਟੇਟਮੈਂਟ	24864	22942	0	22942	1922
17	ਫਿਨੈਂਸ਼ੀਅਲ ਸਟੇਟਮੈਂਟ	12944	0		0	12944
18	ਫਿਨੈਂਸ਼ੀਅਲ ਸਟੇਟਮੈਂਟ	141607	0		0	141607
19	ਫਿਨੈਂਸ਼ੀਅਲ ਸਟੇਟਮੈਂਟ	101088	0		0	101088
	ਫਿਨੈਂਸ਼ੀਅਲ ਸਟੇਟਮੈਂਟ	467063	198461	1547	200008	267055
	ਫਿਨੈਂਸ਼ੀਅਲ ਸਟੇਟਮੈਂਟ	1148796	517905	24822	437778	603283
	ਫਿਨੈਂਸ਼ੀਅਲ ਸਟੇਟਮੈਂਟ					
1	ਫਿਨੈਂਸ਼ੀਅਲ ਸਟੇਟਮੈਂਟ	3270	3270	0	3270	0
2	ਫਿਨੈਂਸ਼ੀਅਲ ਸਟੇਟਮੈਂਟ	4819	4819	0	4819	0
3	ਫਿਨੈਂਸ਼ੀਅਲ ਸਟੇਟਮੈਂਟ	2440	2440	0	2440	0
4	ਫਿਨੈਂਸ਼ੀਅਲ ਸਟੇਟਮੈਂਟ	11010	3158	0	3158	7852
5	ਫਿਨੈਂਸ਼ੀਅਲ ਸਟੇਟਮੈਂਟ	4542	4542	0	4542	0
6	ਫਿਨੈਂਸ਼ੀਅਲ ਸਟੇਟਮੈਂਟ	7184	7184	0	7184	0
7	ਫਿਨੈਂਸ਼ੀਅਲ ਸਟੇਟਮੈਂਟ	2449	2441	0	2441	8
8	ਫਿਨੈਂਸ਼ੀਅਲ ਸਟੇਟਮੈਂਟ	8050	4338	518	4856	3194
9	ਫਿਨੈਂਸ਼ੀਅਲ ਸਟੇਟਮੈਂਟ	2453	2253	0	2253	200
10	ਫਿਨੈਂਸ਼ੀਅਲ ਸਟੇਟਮੈਂਟ	8050	6700	0	6700	1350
11	ਫਿਨੈਂਸ਼ੀਅਲ ਸਟੇਟਮੈਂਟ	2059	2059	0	2059	0
12	ਫਿਨੈਂਸ਼ੀਅਲ ਸਟੇਟਮੈਂਟ	6744	5358	0	5358	1386
13	ਫਿਨੈਂਸ਼ੀਅਲ ਸਟੇਟਮੈਂਟ	7290	3812	120	3932	3358

+Ga	IEaE IEaE	IEaE (ESD) BEaE ESEaE IE EIE (ICA)	VEE, 2020 (EIE BEaE EaE EIE ESEaE IE EIE)	VEE, 2020 IEa VEE, 2021 EIEa VEE, 2021 EIEa	VEE, 2021 (EIE BEaE EaE EIE ESEaE IE EIE)	= EIEa ESEaE IE EIE
1	2	3	4	5	6	7
14	चिचाला	2019	1346	673	2019	0
15	पोथरा	11045	11045	0	11045	0
16	bEaE EIEaE	3942	0	0	0	3942
17	सत्रापूर उंसियो	3930	3930	0	3930	0
18	EaE EIE SIEaE EIEaE = EIEaE	8876	4535	0	4535	4341
19	EaE EIE EIEaE EIEaE (EIEaE EIEaE)	3960	0	0	0	3960
20	EIEaE EIEaE = EIEaE	7050	0	0	0	7050
21	झाशीनगर उपसा	4225	1570	200	1770	2455
22	रजेगावकाटी उपसा	4560	3581	0	3581	979
23	EIEaE EIE EIEaE (EIEaE EIEaE) = EIEaE	4938	2550	0	2550	2388
24	EIEaE	3915	0	0	0	3915
25	EIEaE EIEaE = EIEaE	6218	0	0	0	6218
26	(EIEaE EIEaE + EIEaE) उंसियो	3699	2880	271	3151	548
27	EIEaE EIEaE	6336	0	0	0	6336
28	EIEaE (EIEaE) = EIEaE	6521	0	0	0	6521
29	bEaE EIEaE EIEaE EIEaE = EIEaE	3950	0	0	0	3950
30	EIEaE EIEaE = EIEaE	4551	538	3656	4194	357
31	EIEaE = EIEaE	3283	0	0	0	3283
32	EIEaE EIEaE EIEaE	4330	0	0	0	4330
33	EIEaE EIEaE EIEaE	2240	2240	0	2240	0
34	EIEaE EIEaE EIEaE = EIEaE	4495	0	0	0	4495
35	EIEaE	1837	0	0	0	1837
36	EIEaE EIEaE	5250	0	0	0	5250
37	SIEaE EIEaE	2320	0	0	0	2320
38	EIEaE EIEaE EIEaE = EIEaE	3457	0	0	0	3457
39	EIEaE EIEaE EIEaE	6620	0	0	0	6620
	BEaE EIEaE (EIEaE)	193927	86589	5438	92027	101900
	+ EIEaE EIEaE					
40	SIEaE EIEaE	7013	6732		6732	281
41	(EIEaE)	7530	7530		7530	0
42	= EIEaE EIEaE	5394	5394		5394	0
43	EIEaE EIEaE EIEaE	4126	300	0	300	3826
44	EIEaE (EIEaE) EIEaE	5585	0		0	5585
45	= EIEaE EIEaE	5510	0		0	5510
46	EIEaE (EIEaE)	4317	0		0	4317
47	पेढी बरेज उंसियो	2232	0		0	2232
48	गर्गा	4281	0		0	4281
49	पुर्णा बरेज क्र.2 उंसियो (नेरधामणा)	6954	0		0	6954
50	धुंगशी बरेज	6343	0		0	6343
51	टाकळी डोलारी	4330	0		0	4330
52	वर्धा बरेज उंसियो	5663	0		0	5663
53	(EIEaE) (EIEaE EIEaE EIEaE)	8370	103	350	453	7917
54	EIEaE	6380	6210		6210	170

+Go	IE dE IE dE	IE dE (ESD) BE dE P dE dE IE dE (ICA)	VEE, 2020 (P dE BE dE dE dE P dE dE IE dE)	VEE, 2020 IE dE VEE, 2021 dE dE dE dE	VEE, 2021 (P dE BE dE dE dE P dE dE IE dE)	= dE dE P dE dE IE dE
1	2	3	4	5	6	7
	BE dE + P dE dE (P dE dE)	84028	26269	350	26619	57409
	BE dE P dE dE (P dE dE)	277955	112858	5788	118646	159309
HP dE IE dE						
IE dE (ESD) IE dE						
1	अनखोडा उर्सियों	570	570	0	570	0
2	भिष्णूर बं.	301	301	0	301	0
3	भिवापूर	421	421	0	421	0
4	भिवकूड लपा	390	390	0	390	0
5	ISEJIE dE	836	836	0	836	0
6	देवूळगाव	425	425	0	425	0
7	घाट टेमनी	490	490	0	490	0
8	VEE (30)	745	745	0	745	0
9	खरबडी कोपबं.	418	418	0	418	0
10	खेडेपार को.प.बं.	391	391	0	391	0
11	लोधासितापार उपसा	260	260	0	260	0
12	+ P dE dE	2405	2405	0	2405	0
13	BE dE P dE dE (P dE dE)	647	647	0	647	0
14	P dE dE	939	939	0	939	0
15	P dE dE	1369	1369	0	1369	0
16	ठाणा (उंचीकरणा सह)	1113	1113	0	1113	0
17	P dE dE	1742	1640	0	1640	102
18	ME dE = P dE dE	658	578	0	578	80
19	हराशी	423	280	0	280	143
20	नान्ही	387	328	0	328	59
21	पिपळगाव	915	915	0	915	0
22	P dE dE	1720	1720	0	1720	0
23	+ P dE dE	1742	0	0	0	1742
24	भांडेवाडी	875	0	0	0	875
25	भुराटोला	489	0	0	0	489
26	गोजी ल.पा	530	0	0	0	530
27	कोसरी	594	100	0	100	494
28	लखमापूर	890	0	0	0	890
29	पांढरवाणी उपसा	282	0	0	0	282
30	सालंगटोला (चुलबंद)	345	0	0	0	345
31	शिरुड	२४००	०	438	438	1962
32	तुरागोंदी	640	640	0	640	0
33	येगलखेडा	695	646	49	695	0
34	P dE dE	1969	0	0	0	1969
35	P dE dE	1071	350	0	350	721
36	P dE dE	1605	0	0	0	1605
37	P dE dE	1770	0	0	0	1770
38	बल्लारपुर	289	0	0	0	289
39	P dE dE	2400	0	0	0	2400

+Ga	IEEIE IEEIE	IEEIE (IEEIE) BEIEE IEEIE IEEIE (ICA)	VEE, 2020 (IEEIE) BEIEE IEEIE IEEIE IEEIE	VEE, 2020 IEA VEE, 2021 IEEIE IEEIE	VEE, 2021 (IEEIE) BEIEE IEEIE IEEIE IEEIE	= IEEIE IEEIE IEEIE
1	2	3	4	5	6	7
40	bONEIE MbE	1213	0	0	0	1213
41	IEEIE	937	0	0	0	937
42	IEEIE	1072	0	0	0	1072
43	IEEIE	1062	0	0	0	1062
44	पालांदूर जमिनदारी	437	0	0	0	437
45	पुराडा	380	0	0	0	380
46	पिपरी रीठ	480	0	0	0	480
47	पुलखल	281	0	0	0	281
48	सागरा	1050	0	0	0	1050
49	सालइ मोकासा	260	0	0	0	260
50	सोनकुंड	792	0	0	0	792
51	IEEIE	2880	0	0	0	2880
52	IEEIE	1472	0	0	0	1472
53	ताडगाव	584	0	0	0	584
54	IEEIE	1080	0	0	0	1080
55	वंजारी टोला	387	0	0	0	387
	BEIEE IEEIE (IEEIE)	50518	18917	487	19404	31114
	+ IEEIE IEEIE					
56	+bEIE	2307	2307	0	2307	0
57	अनसिंग (सं)	451	451	0	451	0
58	अडगांव बरेज	656	600	0	600	56
59	बग्गी (सं)	348	348	0	348	0
60	बोरखेडी	687	687	0	687	0
61	IEEIE	763	763	0	763	0
62	बोथा	215	215	0	215	0
63	ब्रम्हा (सं)	378	378	0	378	0
64	भिलडोंगर (सं)	271	271	0	271	0
65	बोरगाव	255	255	0	255	0
66	बहादा	422	422	0	422	0
67	IEEIE	1488	1488	0	1488	0
68	चोपन	276	276	0	276	0
69	चोरद (सं)	390	390	0	390	0
70	चांदई (सं)	262	262	0	262	0
71	डव्हा (संग्रा.)	300	300	0	300	0
72	दस्तापूर (संग्रा)	625	625	0	625	0
73	डोंगरशेवली (सं)	406	406	0	406	0
74	IEEIE	847	847	0	847	0
75	डोमा	354	354	0	354	0
76	गणेशपूर बरेज	648	600	0	600	48
77	हिरडव ल.पा. (सं)	415	415	0	415	0
78	हिवरा	313	313	0	313	0
79	IEEIE	869	869	0	869	0
80	हिवरा खुर्द (सं)	353	353	0	353	0
81	जनुना सोनवळ (सं)	664	664	0	664	0

+Ga	IEEIE IEEI	IEEIE (IEE) BEIE IEIE (ICA)	VEE, 2020 (IEE BEIE IEEI IEIE)	VEE, 2020 IEA VEE, 2021 IEEIE IEEI	VEE, 2021 (IEE BEIE IEEI IEIE)	= IEEIE IEIE IEIE
1	2	3	4	5	6	7
82	जोगलदरी (सं)	455	455	0	455	0
83	कसुरा कोपबं	340	340	0	340	0
84	कोल्ही	615	615	0	615	0
85	EEIEIEI	1439	1439	0	1439	0
86	कुंभारपिंड	542	542	0	542	0
87	कोळंबी	263	263	0	263	0
88	काळी दौलतखान	583	583	0	583	0
89	करणवाडी	573	573	0	573	0
90	कुपटा (सं)	528	528	0	528	0
91	खडकी	352	352	0	352	0
92	कासोळा (सं)	260	260	0	260	0
93	लोणी धवलगीरी	636	636	0	636	0
94	मोरगव्हाण	424	424	0	424	0
95	मसला खुर्द	363	363	0	363	0
96	IEEIE IEEI-1	1704	1704	0	1704	0
97	राणपिसा (संग्राहक)	269	269	0	269	0
98	सोयता	303	303	0	303	0
99	सोहळ	257	257	0	257	0
100	सोमठाणा	379	379	0	379	0
101	सेलू खुर्द (सं)	267	267	0	267	0
102	सतपल्ली	450	450	0	450	0
103	सालोड	297	297	0	297	0
104	सुदी (सं)	252	252	0	252	0
105	सुरखंडी	425	425	0	425	0
106	सुकळी (संग्रा)	523	523	0	523	0
107	सासी बोथ (सं)	295	295	0	295	0
108	IEEIE IEEI	1459	1459	0	1459	0
109	उमरा कापसे	642	642	0	642	0
110	उमरा कापसे (संग्रा)	258	258	0	258	0
111	वरवंड (सं)	252	252	0	252	0
112	IIEE	1390	1390	0	1390	0
113	IEEIE	1143	1143	0	1143	0
114	विद्रुपा	840	840	0	840	0
115	येडशी	255	255	0	255	0
116	येवता (सं)	377	377	0	377	0
117	झरंडी (सं)	319	319	0	319	0
118	बेलमंडल (सं)	315	315	0	315	0
119	धारपिंपरी	251	251	0	251	0
120	कोयाळी (खु) (सं)	620	501	0	501	119
121	लोणवाडी	274	274	0	274	0
122	ऊंदरी	738	728	0	728	10
123	झोडगा	801	801	0	801	0
124	+ IEEIE	1737	1213	0	1213	524
125	अंतरगाव	960	500	113	613	347

+Ga	IEEIE IEEIE	IEEIE (IEEIE) BEIEE IEEIE IE IEIE (ICA)	VEE, 2020 (IEEIE BEIEE IEEIE IE IEIE)	VEE, 2020 IEA VEE, 2021 IEEIE IEEIE	VEE, 2021 (IEEIE BEIEE IEEIE IE IEIE)	= IEEIE IEEIE IE IEIE
1	2	3	4	5	6	7
126	ब्राम्हणवाडा सं	253	163	0	163	90
127	बोराखेडी (मिश्र संग्राहक)	1308	850	0	850	458
128	SEAO xENO IEEIE	1835	810	715	1525	310
129	चाकतिर्थ (सं)	1712	1079	0	1079	633
130	दगडपारवा	900	661	0	661	239
131	गोंडेगाव	690	308	0	308	382
132	VEE XIEIE	1344	1104	0	1104	240
133	कावरा नाला	1330	1260	0	1260	70
134	कुत्तरडोह	379	214	0	214	165
135	मासरुळ उंचीकरण	897	671	0	671	226
136	XIEIE IEEIE-2	544	464	0	464	80
137	अरकचिंचाळ	815	0	0	0	815
138	अरकचेरी	1168	0	0	0	1168
139	आलेवाडी	750	0	0	0	750
140	आकपूरी	1634	0	0	0	1634
141	बोर नदी	941	941	0	941	0
142	बागलिंगा	1213	0	0	0	1213
143	भगाडी	985	0	985	985	0
144	भूगांव (संग्राहक)	783	0	0	0	783
145	भिमडी	442	0	23	23	419
146	बोरव्हा बॅरेज (सं)	900	0	0	0	900
147	बाणगांव	285	285	0	285	0
148	चंद्रभागा बॅरेज	1721	0	0	0	1721
149	चांदस वाठोडा	1476	180	0	180	1296
150	चांदसूरा	327	0	0	0	327
151	चौडी बू.ल.पा.	950	0	0	0	950
152	दिल्ली बॅरेज	791	0	0	0	791
153	धामणी (सं)	448	0	0	0	448
154	दिग्रस कोपंबं	606	306	0	306	300
155	दुर्गबोरी	446	446	0	446	0
156	डिगडोह	399	399	0	399	0
157	दहेगांव (गारगोटी)	393	393	0	393	0
158	दाभा	696	0	0	0	696
159	धनसळ	367	0	0	0	367
160	फाळेगांव (सं)	399	399	0	399	0
161	गायवळ (सं)	337	0	0	0	337
162	घोटा शिवणी (सं)बॅरेज	1394	0	0	0	1394
163	हिवरा संग्राहक	371	0	0	0	371
164	हटवांजरी	278	0	0	0	278
165	इंगलवाडी (सं)	314	314	0	314	0
166	जयपूर बॅरेज	886	886	0	886	0
167	जयपूर (दिल्ली)	1602	1400	200	1600	2
168	जुमडा बॅरेज	709	709	0	709	0

+Ga	IEEIE IEEIE	IEEIE (IEEIE) BEIEE IEEIE IEEIE (ICA)	VEE, 2020 (IEEIE) BEIEE IEEIE IEEIE IEEIE	VEE, 2020 IEA VEE, 2021 IEEIE IEEIE	VEE, 2021 (IEEIE) BEIEE IEEIE IEEIE IEEIE	= IEEIE IEEIE IEEIE
1	2	3	4	5	6	7
169	EWVME E	1510	0	705	705	805
170	कंचनपूर	1112	0	0	0	1112
171	कवठा (सं)	285	0	0	0	285
172	कवठा बरेज	1722	770	0	770	952
173	काटीपाटी	1800	0	0	0	1800
174	कंझारा (सं)	458	0	0	0	458
175	किनखेड (सं)	504	0	0	0	504
176	कोकलगांव बरेज	1046	900	0	900	146
177	कुकसा (सं)	615	615	0	615	0
178	कवठळ	360	0	0	0	360
179	कोलारी	577	0	0	0	577
180	कोहळ	1061	300	150	450	611
181	कोची आंबेझरी	915	0	0	0	915
182	खरवी	306	0	0	0	306
183	JIEEIE	1175	0	0	0	1175
184	लखमापूर	296	296	0	296	0
185	मंगळसा (सं)	716	0	0	0	716
186	मैराळडोह	268	188	0	188	80
187	मीर्झापूर	610	610	0	610	0
188	EIVME E	651	0	0	0	651
189	महदापूर	932	0	0	0	932
190	मनपूर	285	285	0	285	0
191	नळनदी प्रकल्प	1050	0	0	0	1050
192	IEEIE IEEIE	1680	0	0	0	1680
193	निम्न साखळी	2094	0	2094	2094	0
194	नया अंदुरा	1790	0	1484	1484	306
195	निम्न ज्ञानगंगा	1181	1181	0	1181	0
196	पवनी (सं)	286	286	0	286	0
197	पाटीया	296	0	0	0	296
198	(IEEIE IEEIE) IEEIE	1255	600	475	1075	180
199	पठारनाला (ल.पा.)	1448	0	0	0	1448
200	पोपटखेड टप्पा-२	1006	0	0	0	1006
201	पंचाळा (सं)	562	562	0	562	0
202	पारवाकोहर (सं)	872	872	0	872	0
203	पोहा-१ (सं)	295	0	0	0	295
204	पांगराबंदी	1548	200	300	500	1048
205	पिपरी मोडक	865	0	0	0	865
206	पळसखेड	390	195	0	195	195
207	पांडुर्णा	304	0	0	0	304
208	(IEEIE IEEIE)	1070	400	350	750	320
209	रायगड	1570	0	840	840	730
210	राजुरा बृ.ल.पा.	1000	0	0	0	1000
211	राजना	1989	0	0	0	1989
212	रापेरी (सं)	366	0	366	366	0

+ Ga	IEEIE IEEIE	IEEIE (ESSE) BEIEE IEEIE IEEIE (ICA)	VEE, 2020 (PEE BEIEE EIEE IEEIE IEEIE)	VEE, 2020 IEI VEE, 2021 IEEIE IEEIE	VEE, 2021 (PEE BEIEE EIEE IEEIE IEEIE)	= EIEE IEEIE IEEIE
1	2	3	4	5	6	7
213	राजगांव बॅरेज	570	570	0	570	0
214	राहेरा (संग्रा)	465	0	0	0	465
215	शिवणगांव (सं)	424	424	0	424	0
216	सामदा सौंदाडी	1529	0	450	450	1079
217	सोनगांव (शिवणी) बृहत ल.पा.यो.	1492	1492	0	1492	0
218	शहापूर	380	255	102	357	23
219	शहापूर बृ.ल.पा.	1373	0	0	0	1373
220	शेलगांव (सं)	652	652	0	652	0
221	सोनगव्हान बॅरेज	679	679	0	679	0
222	सत्तरसावंगा बॅरेज (सं)	1345	0	0	0	1345
223	सुवासीन	588	0	234	234	354
224	सांडवा (ल.पा.)	354	0	0	0	354
225	टाकळी कलान	893	0	893	893	0
226	टिमटाला (सं)	502	0	502	502	0
227	टणका बॅरेज	564	0	0	0	564
228	उमरी	251	0	0	0	251
229	उमरी (बु)	295	0	0	0	295
230	.उखळी पेन बॅरेज	606	606	0	606	0
231	वाघाडी बॅरेज	1222	0	1222	1222	0
232	वाई (सं)	1036	1036	0	1036	0
233	वाडेगाव कोपबं	330	0	0	0	330
234	वरुड बॅरेज	535	535	0	535	0
235	वडगांव (सं)	1075	1075	0	1075	0
236	वारा (जहांगीर)	1790	1148	0	1148	642
237	वाडी रायताळ	810	0	0	0	810
238	वाकद (सं)	900	900	0	900	0
239	वाकद	287	0	0	0	287
240	आमपाटी (संग्रा)	1229	1229	0	1229	0
241	झटामझरी	368	368	0	368	0
242	नांदखेड	275	0	0	0	275
243	बोर्ली	442	0	0	0	442
243	BEIEE + IEEIE (संग्रा)	139788	72642	12203	84845	54943
	BEIEE IEEIE	1617057	722322	43300	660673	848649

६.२ महामंडळातर्गत प्रकल्पाचे कामांना गती देण्याकरीता मुख्य अभियंता, गोसीखुर्द प्रकल्प, जलसंपदा विभाग नागपूर अंतर्गत (1) गोसीखुर्द प्रकल्प मंडळ, नागपूर (2) गोसीखुर्द उपसा सिंचन मंडळ, भंडारा (3) नागपूर पाटबंधारे मंडळ, नागपूर फक्त वेतन, ठेव कामे व इतर कामाकरिता पतपत्र देण्यात येते. ही कार्यालये आहे. मुख्य अभियंता, जलसंपदा विभाग, नागपूर अंतर्गत (1) लाभक्षेत्र विकास प्राधिकरण, नागपूर (2) पाटबंधारे प्रकल्प अन्वेषण मंडळ, नागपूर (3) चंद्रपूर पाटबंधारे प्रकल्प मंडळ, चंद्रपूर (4) भंडारा सिंचन मंडळ, भंडारा व मुख्य अभियंता, जलसंपदा विभाग, अमरावती अंतर्गत (1) उर्ध्व वर्धा प्रकल्प मंडळ, अमरावती (2) यवतमाळ पाटबंधारे मंडळ, यवतमाळ व (3) बुलढाणा पाटबंधारे प्रकल्प मंडळ, बुलढाणा (4) यवतमाळ सिंचन मंडळ, यवतमाळ ही कार्यालये आहे व मुख्य अभियंता, विशेष प्रकल्प, जलसंपदा विभाग अमरावती अंतर्गत (1) अकोला सिंचन मंडळ, अकोला (2) वाशिम पाटबंधारे मंडळ, वाशिम, (3) अमरावती पाटबंधारे प्रकल्प व जलसंपत्ती अन्वेषण मंडळ, अमरावती अशी एकूण 14 मंडळ कार्यालये कार्यरत आहेत. या व्यतिरिक्त मुख्य अभियंता (विद्युत) जलविद्युत प्रकल्प, जलसंपदा विभाग, मुंबई अंतर्गत विदर्भ जलविद्युत व उपसा सिंचन मंडळ येत असून त्यांचे वेतन , ठेव, कामे व इतर कामाकरिता या महामंडळाकडून पतपत्र देण्यात येते.

७.० पाणी उपलब्धता :-

विदर्भाच्या एकूण क्षेत्रात अमरावती व नागपूर प्रादेशिक विभागातील गोदावरी व तापी खो-यातील भूपृष्ठीय एकूण पाणी उपलब्धता $637.722 + 95.477 = 733.199$ टी.एम.सी. असून आतापावेतो यापैकी $(496.55 + 78.83) = 575.38$ टीएमसी पाणी वापराचे प्रकल्पांना प्र.मा. मिळाली आहे. प्रत्यक्षात तापी खोऱ्यात 28.472 अघफू पाणी (जिगांव प्रकल्पाची विश्वासार्हता कामे करून) उपलब्ध झाले असून उर्वरीत 3.38 अघफू पाण्याचा वापर भविष्यामध्ये न झाल्यास त्याचा उपयोग जिगांव प्रकल्पाची यशस्वीता वाढण्यास होऊ शकतो. उपखोऱ्यातील उपलब्ध पाणी व त्या पाण्याचे नियोजन पुर्ण बांधकामाधीन व भविष्यकालीन प्रकल्पाद्वारे खालीलप्रमाणे करण्यात आलेले आहे.

(टि.एम.सी. मध्ये)

खोरे	उपखोरे	विदर्भाचा वाटा	विदर्भातील जलसंपत्तीचे नियोजन	सद्यःस्थिती नुसार नियोजन
गोदावरी	(1) खडकपूर्णा जी-3	10.21	10.21	10.21
	(2) पैनगंगा जी-7	104.12	104.12	104.12

खोरे	उपखोरे	विदर्भाचा वाटा	विदर्भातील जलसंपत्तीचे नियोजन	सद्यःस्थिती नुसार नियोजन
	(3) वर्धा जी-8	141.00	141.00	141.00
	(4) प्राणहिता जी-9	340.392	340.392	340.392
	(5) इंद्रावती जी-11	41.00	41.00	41.00
	(6) निम्न गोदावरी जी-10	1.00	1.00	1.00
	एकूण गोदावरी	६३७.७२२	६३७.७२२	६३७.७२२
तापी	(1) पूर्णा + तापी	95.477	95.477	95.477
	एकूण	७३३.१९९	७३३.१९९	७३३.१९९

८. प्रकल्पांची अद्यावत किंमत व झालेला खर्च :-

विदर्भ पाटबंधारे विकास महामंडळाकडे प्रथमतः 10 प्रकल्प होते. त्याची तत्कालीन एकूण अंदाजित किंमत रुपये 4677 कोटी होती. त्यानंतर एप्रिल-99 मध्ये 86 प्रकल्प (मोठे - 4, मध्यम - 27, लघु - 55) वर्ग करण्यांत आले. त्याची एकूण अंदाजित किंमत रु.4774 कोटी होती. 2007 पासून मुख्य अभियंता जलसंपदा विभाग नागपूर कडील प्रकल्प महामंडळाकडे वर्ग करण्यांत आले. वरील प्रमाणे महामंडळात आता असलेल्या एकूण 314 प्रकल्पासाठी एकूण अद्यावत अंदाजित किंमत रुपये 92777.58 कोटी येत असून मार्च 2021 पर्यंत झालेला एकूण खर्च (संचालन व प्रशासन खर्च) मिळून रु.50982.1629 कोटी आहे. प्रकल्पवार झालेल्या खर्चाची माहिती परिशिष्ट-1 मध्ये दिली आहे.

९. सिंचनाचा अनुशेष :-

जून 2021 अखेर विदर्भातील सिंचनाचा भौतिक अनुशेष 145458 ह.हे. रबी समतुल्य आहे हा फक्त अमरावती प्रदेशातील आहे. अमरावती प्रदेशातील जिल्हा निहाय भौतिक सिंचन अनुशेष ह. हे. रबी समतुल्य मध्ये, बुलढाणा 37448 अकोला 42205 व वाशिम 8686 अमरावती 57122 ह.हे. रबी समतुल्य अनुशेष शिल्लक असून नागपूर प्रदेशाचा जून 1994 आधारवर्षानुसार भौतिक अनुशेष शिल्लक नाही.

१०.० प्रकल्पाची सद्यःस्थिती व आर्थिक नियोजन

विदर्भ पाटबंधारे विकास महामंडळांतर्गत एकूण 1075 प्रकल्प आहेत. यातील 761 (प्रकल्पीय पाणीसाठा 4222.25 दलघमी व सिंचन क्षमता 701709 हेक्टर) बांधकाम पूर्ण झालेले असून व्यवस्थापनाकडे हस्तांतरण झाले आहे. 314 बांधकामाधीन प्रकल्पांतर्गत (18 मोठे, 53 मध्यम व 243 लघु व 2 मध्यम, नव्याने प्र.मा. प्राप्त)

314 बांधकामाधीन प्रकल्पांचा तपशिल खालीलप्रमाणे आहे.

(पाणीसाठा दलघमी/ सि.क्ष.(हे.)

अ. क्र	प्रकल्पाचा तपशिल	प्रकल्प संख्या			प्रकल्पीय सिंचन क्षमता (हे.)			प्रकल्पीय पाणीसाठा		
		पूर्ण झालेले प्रकल्प	प्रगती पथावर असलेले प्रकल्प	एकूण	प्रकल्प निहाय सिंचन क्षमता	जून 2020 पर्यंत झालेली सिंचन क्षमता	जून 2020 अखेर झालेली सिंचन क्षमता	प्रकल्प निहाय	जून 2020 पर्यंत झालेला पाणीसाठा	जून 2021 अखेर शिल्लक पाणीसाठा
1.	पूर्ण झालेले धरण पूर्ण, कालवे पूर्ण, प्रकल्पीय सिंचन क्षमता प्रकल्पीय पाणी साठी निर्माण (किरकोळ कामे व खर्च शिल्लक)	130	0	130	214718	214718	0	1278.85	1278.85	0
2.	जवळपास पूर्ण झालेले. धरण पूर्ण, कालवे पूर्ण, (95% सि.क्ष.निर्मिती) भाग-3 व इतर किरकोळ कामे.	0	9	9	101393	100083	1310	819.95	819.72	0.73
3.	प्रधानमंत्री कृषी सिंचाई योजनेअंतर्गत समाविष्ट प्रकल्प (अंशतः सि.क्ष. आणि पाणीसाठा निर्मिती)	3	4	7	433756	258462	175294	2158.56	1951.49	207.07
4.	बळीराजा संजिवनी योजने अंतर्गत समाविष्ट प्रकल्प (अंशतः सि.क्ष. आणि पाणीसाठा निर्मिती)	18	51	69	181077	22599	158478	1205.13	295.59	909.54
5.	प्रगतीपथावरील प्रकल्प इतर प्रकल्प	0	58	58	571329	139142	432183	2991.45	1447.34	1544.11
6	प्रगतीपथावरील प्रकल्प इतर प्रकल्प (धरण व कालव्यांची कामे प्रगतीपथावर)	0	14	14	199740	0	119740	569.88	1.50	567.38
	महामंडळांतर्गत असलेले प्रकल्प	151	136	287	1647499	735004	912495	9022.82	5793.99	3228.83
	नव्याने प्र.मा.प्राप्त प्रकल्प									
8	वनजमिनी अडचणीमुळे प्रलंबित प्रकल्प	0	10	10	14538	0	14538	58.42	0.00	58.42

एकूण महामंडळांतर्गत समाविष्ट बांधकामाधीन प्रकल्प										
9.	रह करण्यास प्रस्तावित प्रकल्प									
	अ) वनजमिनीमुळे मान्यते अभावी रह करणे प्रस्तावित प्रकल्प	0	10	10	14538	0	14538	58.42	0.00	58.42
	ब) प्रकल्पग्रस्तांचा विरोध व इतर अडचणीमुळे रह साठी प्रस्तावित	0	11	11	7089	0	7089	49.49	0.00	49.49
	एकूण रह करण्यास प्रस्तावित	0.21	21	0	21627	0	21627	107.91	0.00	107.91
10.	जल व मृद संधारण विभागास हस्तांतरीत प्रकल्प	0	6	6	2438	0	2438	17.56	0.00	17.56
	एकूण विपाविम	१५१	१६३	३१४	१६७१५६४	७३५००४	९३६५६०	९१४८.२९	५७९३.९९	३३५४.३०

वरील 314 प्रकल्पांची प्रकल्पीय सिंचन क्षमता 1671564 हे. असून यापैकी मार्च, 2021 अखेरपर्यंत 73504 हे. सिंचन क्षमता (43.97 टक्के) निर्मिती झाली आहे. मागील जून, 2020 अखेर निर्मित सिंचन क्षमतेच्या तुलनेत मार्च-2021 अखेरपर्यंत 9517 हेक्टर सिंचन क्षमतेत वाढ झाली आहे. प्रकल्पीय पाणीसाठा 9148.29 द.ल.घ.मी. असून यापैकी जून, 2020 अखेर 5793.99 निर्माण झाला आहे. या 314 प्रकल्पांची अद्यावत किंमत रु.94692.97 कोटी असून जून, 2020 अखेर रु. 47800.53 कोटी खर्च झाला आहे. प्रकल्पाची उर्वरित किंमत रु.46892.44 कोटी आहे.

बांधकामाधीन 314 प्रकल्पांचा गोषवारा खालीलप्रमाणे :-

प्रकल्प संख्या	एकूण पाणी साठा (द.ल.घ.मी.)	निर्मित पाणीसाठा (द.ल.घ.मी.) (जून 2019 अखेर)	जून 2019 अखेर निर्मित पाणी साठ्याच्या तुलनेत जून 19 अखेरपर्यंत झालेली वाढ (दलघमी)	प्रकल्पीय सिंचन क्षमता (हे.)	निर्मित सिंचन क्षमता (हे.) (जून, 2020 अखेर) (हे.)	जून 2020 अखेर निर्मित सिंचन क्षमतेच्या तुलनेत जून, 21 अखेरपर्यंत झालेली वाढ(हे.)
314	9148.29	5793.99	103.83	1671564	735004	22258

314 बांधकामाधीन प्रकल्पांपैकी सन 2020-21 अंतर्गत एकूण 108 प्रकल्प अर्थसंकल्पीत असून 129 प्रकल्प (ज्या प्रकल्पांवर पूर्ण पाणीसाठा व सिंचन क्षमता निर्माण झाली आहे असे प्रकल्प) अवशिष्ट प्रदाने खाली अर्थसंकल्पीत आहेत. 5 प्रकल्पांची घळभरणी प्रस्तावित असून एकूण 29 प्रकल्प पूर्ण करण्याचे नियोजन आहे. एकूण 42.832 दलघमी पाणीसाठा व 69021 हे. सिंचन क्षमता (2020-21 KRA नुसार) निर्माण करण्याचे उद्दिष्ट आहे.

१०.१ विदर्भ पाटबंधारे विकास महामंडळातर्फे खुल्या बाजारातून उभ्या केलेल्या निधीच्या रकमेच्या व्याज व मुद्दलाची परतफेड महाराष्ट्र शासनातर्फे वार्षिक अर्थसंकल्पाच्या तरतूदीतून करून भागविण्यात आली आहे.

१०.२ महामंडळाच्या आर्थिक वर्ष 2020-21 च्या अर्थसंकल्पातील प्रकल्पांद्वारे अंदाजित महसूल जमा रु.212.83 कोटी धरण्यात आली होती व प्रत्यक्षात ती रु.169.67 कोटी जमा झाली आहे. अल्प मुदतीच्या गुंतवणुकीद्वारे मार्च-2021 अखेर पर्यंत रु.71.60 कोटी व्याजाचे रुपाने प्राप्त झाले आणि पाणीपट्टी महसूल रु.91.60 कोटी रकमेचा यात समावेश आहे. आर्थिक वर्ष 2021-22 साठी प्रकल्पांद्वारे अंदाजित महसूल जमा रु. 169.67 कोटी धरण्यात आली आहे.

११.० सिंचन व बिगर सिंचन आकारणी व इतर महसूल उत्पन्न :-

महामंडळातील 314 प्रकल्पांवर जून 2020 अखेर 1596044 हेक्टर सिंचन क्षमता निर्मिती झाली आहे. मार्च 2021 अखेरीस सिंचन महसूल रु.116.80 कोटी जमा झालेला असून शासनाच्या दिनांक 17.11.2016 च्या निर्देशानुसार वापरण्यांत आलेला आहे. एकूण महसूली जमा रु.169.67 कोटी इतका असून सिंचन महसूल रु.91.60 कोटी व अल्प मुदतीच्या गुंतवणुकीद्वारे रु.71.60 कोटी आणि इतर महसूल रु. 6.48 कोटी इतक्या बाबींचा समावेश आहे.

महामंडळाकडील काही प्रकल्पांच्या जलाशयांचे ठिकाणी पर्यटन विकासास प्रोत्साहन देण्यास्तव खाजगी यंत्रणांना कंत्राटे देण्यात आली आहेत. त्याद्वारे काही प्रमाणात महसूल प्राप्त होत आहे.

१२.० वर्ष २०२०-२१ मधील प्राप्त निधी व खर्चाचा तपशील :

१२.१ वर्ष २०२०-२१ मधील प्राप्त निधीचा तपशील खालीलप्रमाणे :

अ. क्र.	विवरण	सन २०२०-२१ मध्ये प्राप्त रक्कम (रु.कोटी)
1.	बांधकाम खर्चाकरीता प्राप्त शासन अनुदान.	2509.2192
2.	कर्जरोख्याचे मुद्दलाचे परताव्यासाठी शासन अनुदान.	निरंक
3.	कर्जरोख्यावरील व्याजाचे प्रदानासाठी प्राप्त शासन अनुदान.	निरंक
4.	प्रशासन व संचालनाकरीता प्राप्त शासन अनुदान.	313.8717
5.	धरण घटकाचा हिस्सा – तसेच पुनर्स्थापना शुल्क.	0.00

१२.२ वर्ष 2020-21 मध्ये ताळेबंद पत्रकानुसार प्रकल्पावरील (संचालन व प्रशासन मिळून) खर्च रु.3020.0286 कोटी झाला. (बांधकाम रु. 2738.2869 कोटी आणि संचालन व प्रशासन रु.281.7417 कोटी).

१३.० प्रकल्प जलदगतीने व गुणवत्तेने पूर्ण होण्यासाठी घेतलेले निर्णय :

महामंडळाकडील प्रकल्पांची कामे जलदगतीने पूर्ण व्हावीत, कामाची गुणवत्ता उच्च दर्जाची असावी, आस्थापना व वरकड (Overhead Supdt) खर्च मर्यादित राहावा तसेच ठेकेदारांना अतिरिक्त मागण्या, भरपाई इत्यादीसाठी वाव मिळू नये या दृष्टिकोणातून विदर्भ पाटबंधारे विकास महामंडळाने कार्यपध्दतीत उचित तरतूदी केल्या असून महामंडळाने तयार केलेल्या निविदा पुस्तिकेत खालील प्रमाणे प्रावधाने केलेली आहेत.

- १) निविदांचे संदर्भात परिशिष्ट "ब" मध्ये प्रत्येक बाबीमध्ये "कंत्राटदाराच्या साहित्यासह" (कॉन्ट्रॅक्टर्स ओन मटेरियल) असा उल्लेख करण्यात आलेला आहे.
- २) निविदामध्ये कंत्राटदारास बांधकाम साहित्य पुरविले जाणार नाही. त्यामुळे तत्संबंधीचे परिशिष्ट - 'अ' वगळण्यांत आले आहे.
- ३) कंत्राटातील काम पूर्ण करण्याचा माहवार कार्यक्रम कंत्राटदाराने काम सुरु करण्यापूर्वी द्यावा ही अट निविदेत अंतर्भूत करण्यात आलेली आहे व त्यानुसार कंत्राटदारांनी केलेल्या कामांची मासिक प्रगती पडताळणी करण्यात यावी, अशा सूचना क्षेत्रिय अधिका-यांना देण्यात आल्या आहेत.
- ४) सार्वजनिक बांधकाम संहिते मधील मार्गदर्शक तत्वानुसार कमीत कमी व आवश्यक तेवढीच रेखाचित्रे निविदा कागदपत्रात समाविष्ट करण्यात येतात. तसेच खाणीचे स्थान व अंतर दर्शविणारी रेखाचित्रे निविदेत अंतर्भूत करण्यात येत नाहीत. कंत्राटदारांना अतिरिक्त मागणी (Claims) करण्याची संधी मिळू नये हा त्यामागचा उद्देश आहे.
- ५) निविदेतील "विशेष अटी व शर्ती" अंतर्गत कलम क्र. 54 अन्वये कंत्राटदारांचे वादातील बाबींबाबत लवाद नियुक्त करण्याची तरतूद वगळण्यांत आली आहे.

१४.० लेखे :

महालेखापाल (लेखा परिक्षा) 2, नागपूर यांचेकडून महामंडळाचे सन 2020-21 या वर्षाचे अलग लेखा परिक्षण करण्यात आले असून त्यांचेकडून प्रारूप अलग लेखा परिक्षण अहवाल प्राप्त झाला आहे. त्याचे अनुपालन महालेखापाल कार्यालयास सादर करण्यात आले आहे. त्यांचेकडून अंतिम अलग लेखा परिक्षण अहवाल प्राप्त झाल्यानंतर त्यास नियामक मंडळाची मान्यता घेवून विधीमंडळास शासनामार्फत विहित कालावधीत सादर करण्याची दक्षता घेण्यात येत आहे.

कार्यकारी संचालक
विदर्भ पाटबंधारे विकास महामंडळ
नागपूर

परिशिष्ट-१

विदर्भ पाटबंधारे विकास महामंडळ, नागपूर

आर्थिक वर्ष २०२०-२१ मध्ये झालेला प्रकल्पावरील खर्च

(आकडे रुपये कोटीत)

अ. क्र.	प्रकल्पांचे नांव	अद्यावत अंदाजित किंमत	मार्च २०२० अखेरचा एकूण खर्च	२०२०-२१ चा प्रत्यक्ष खर्च	मार्च २०२१ अखेरचा खर्च
	मुख्य कार्यालय		४४.२३००	०	४४.२३००
1	उर्ध्व वर्धा प्रकल्प	1634.72	1311.7579	81.1851	1392.9430
2	निम्ण वर्धा प्रकल्प	467.09	381.2862	11.3556	392.6418
3	वान प्रकल्प	276.31	277.1721	0.000	277.1721
4	गोसीखुर्द प्रकल्प	18494.57	11590.9535	759.3939	12350.3474
5	पेनटाकळी प्रकल्प	607.50	188.2934	6.0481	194.3415
6	बेंबळा प्रकल्प	3417.83	2871.3219	170.8966	3042.5185
7	निम्ण वर्धा प्रकल्प	3615.29	2966.0922	108.5610	3074.6532
8	खडकपुरा प्रकल्प	1374.57	1358.2389	45.5655	1403.8044
9	निम्ण पेढी प्रकल्प	1639.43	994.3382	31.4788	1025.8170
10	धापेवाडा टप्पा-2	3930.36	627.1453	39.6064	666.7517
11	आजनसरा प्रकल्प	208.42	14.5494	0.0275	14.5769
12	हुंमन प्रकल्प	2059.58	211.5190	0.0709	211.5899
13	तुलतुली प्रकल्प	19.15	6.6500	0.000	6.6500
14	बावनथडी प्रकल्प	867.20	885.3136	-3.9028	881.4108
15	निम्ण पैगंगा प्रकल्प	10429.39	310.4720	3.3899	313.8619
16	जिगांव प्रकल्प	13874.59	4118.9179	692.4624	4811.3803
17	अरुणावती प्रकल्प	475.75	387.3483	5.3327	392.6810
18	पेंच प्रकल्प	939.22	619.8527	26.1395	645.9922
	अ) मोठे प्रकल्प	६४३३०.९७	२९१६५.४५२५	१९७७.६१११	३११४३.३६३६
	ब) मध्यम प्रकल्प	१५९१९.८७	८९६९.४४४१	५५०.५०९६	९५१९.९५३७
	क) बृहत लघु प्रकल्प	१२४२६.७४	९८२६.९३७७	४९१.९०७९	१०३१८.८४५६
	एकूण (अ)+(ब)+(क)	९२७७७.५८	४७९६२.१३४३	३०२०.०२८६	५०९८२.१६२९

टिप : उपरोक्त खर्चासह यावर्षी (2020-21) तापी पाटबंधारे विकास महामंडळ, जळगाव अंतर्गत कुन्हा वडोदा व गोदावरी मराठवाडा पाटबंधारे विकास महामंडळ, औरंगाबाद अंतर्गत अप्पर पैगंगा असे दोन मोठे प्रकल्पांचे लाभक्षेत्र या महामंडळांतर्गत येत असल्यामुळे अनुक्रमे रु.7.5000 कोटी व 0.00 कोटी असे एकूण रु.7.5000 कोटी उपलब्ध करून देण्यात आले.

परिशिष्ट - २

विदर्भ पाटबंधारे विकास महामंडळ, नागपूर लेखा विषयक धोरण व टिपण्या

विदर्भ पाटबंधारे विकास महामंडळ अध्यादेश 1997 (सन 1997 चा महाराष्ट्र अध्यादेश क्र.11, दिनांक 12.3.97) अन्वये विदर्भ पाटबंधारे विकास महामंडळ, नागपूरची स्थापना करण्यात आली. दिनांक 30.3.97 रोजी विदर्भ पाटबंधारे विकास महामंडळाचे कामकाज सुरु झाले. वरील अध्यादेशाऐवजी वि.पा.वि.म. अधिनियम (सन 1997 चा अधिनियम क्र.26, दिनांक 28.4.97) लागू करण्यात आले. महामंडळाच्या नियामक मंडळाच्या दिनांक 1.8.1997 रोजी झालेल्या दुसऱ्या बैठकीत मंजूर झालेला ठराव क्र.2/3 नुसार महाराष्ट्र कृषणा खोरे विकास महामंडळाप्रमाणेच याही महामंडळाचा लेखा ठेवण्यात आलेला असून त्याप्रमाणे लेखा पुस्तके व इतर पुस्तकांचे नमूने स्विकृत केलेले आहेत.

या महामंडळात द्विनॉदणी लेखा पद्धती सुरु आहे. तथापि, अन्य सर्व बाबी उदा. निविदा बोलावून स्विकृत करणे, अधिकाऱ्यांना प्रदान केलेल्या शक्ती (पावर्स) मोजमापे पुस्तके, मोजमापे नॉदणी, इ. महाराष्ट्र सार्वजनिक बांधकाम नियम पुस्तिका व संहिता यानुसार वेळोवेळी सुधारीत निर्णय व परिपत्रकांना अधीन राहून केली जातात.

महामंडळाचे आर्थिक व्यवहारासाठी बँक ऑफ महाराष्ट्र, सिताबर्डी, नागपूर येथे 3 मुख्य खाती उघडली आहेत. (1) ऑपरेशन खाते (2) कलेक्शन खाते (3) बचत खाते. सन 2007-08 पासून शासनाकडील कार्यालये महामंडळाकडे वर्ग झाल्याने सदर कार्यालयाकरीता युनियन बँक ऑफ इंडिया, बँक ऑफ इंडिया, आयडीबीआय बँकेत अनुक्रमे ऑपरेशन खाते, कलेक्शन खाते व बचत खाते उघडण्यात आलेली आहेत. तसेच शासनाचे निर्देशानुसार कोषागार कार्यालय, नागपूर येथे महामंडळाचा स्विय प्रपंजी लेखा (PLA) उघडण्यात आलेला आहे.

ऑपरेशन खात्यात शासनाने भांडवली खर्चावरील अंशदान व कर्जरोख्याद्वारे उभारलेला निधी जमा केला जातो व या निधीमधून प्रशासन, संचालन, बांधकामे व हत्यारे – सयंत्रावर खर्च केला जातो. कलेक्शन खात्यात महामंडळाची महसूली प्राप्ती, कंत्राटदाराचे अनामत ठेव तसेच अल्प मुदत गुंतवणूकीद्वारे मिळालेले व्याज इ. जमा केले जाते. बचत खात्यात केन्द्र शासनातर्फे अेआयबीपी प्रकल्पांसाठी दिले जाणाऱ्या सहाय्याची रक्कम ठेवण्यात येऊन आवश्यकतेनुसार खर्च करण्यात येतो. याशिवाय प्रत्येक मालिकेकरीता गुंतवणुकदारांना व्याज/मुद्दल प्रदानासाठी वेगळे एस्करे नो लिन डेसिग्नेटेड अकाऊन्ट उघडण्यात आलेले आहे. या खात्यात शासनाकडून मुद्दल व व्याज प्रदानासाठी मिळालेल्या अंशदानाची रक्कम जमा करून गुंतवणुकदारांना मुद्दल व व्याज प्रदान करण्यात येते.

परिशिष्ट - ३

विदर्भ पाटबंधारे विकास महामंडळाच्या आर्थिक वर्ष सन २०२०-२१ चे ताळेबंदावरील लेखा परिक्षकाने दिलेल्या अभिप्रायावरील अनुपालन अहवाल.

- 1 माहिती वजा अभिप्राय
- 2 महामंडळाच्या अखत्यारीतील काही प्रकल्पांवर पूर्ण सिंचन क्षमता निर्माण झाली असली तरी सर्व प्रकल्प अद्यापही बांधकामाधिने असल्यामुळे याबाबत अनुपालनाची आवश्यकता नाही.
- 3 महामंडळाची स्थिर मत्ता मुख्यत्वे धरण व पाटबंधारे प्रकल्प इ. आहेत. महामंडळास भारताचे नियंत्रक व महालेखापरीक्षक यांचे कडून घसान्याचे दर प्राप्त झाल्यावर ते लेख्यात अंतर्भूत करण्यांत येतील. राज्यातील विदर्भ क्षेत्रातील विकासाच्या योजनांना चालना देण्यासाठी महामंडळाकडे सोपविण्यात आलेले प्रकल्प बांधकामाधीन आहेत. सदर प्रकल्प शासनाचे अंतर्गतचे जलसंपदा विभागाचे आहेत जिथे घसारा निधीची तरतूद नाही. यानुसार महामंडळाचे नियामक मंडळाची दि. 26.5.2009 रोजी झालेल्या बैठकीतील मान्य ठराव क्र.38/20 नुसार घसारा निधीची तरतूद करता येत नाही असे ठरविण्यात आले आहे. तथापि आयकर अधिनियम 1961 मधील तरतूदीचे अनुषंगाने आवश्यकते प्रमाणे घसान्याचे दराप्रमाणे आर्थिक वर्ष 2020-21 चे आयकर विवरणात सुट मागणी करण्यात आलेली आहे.
- 4 सार्वजनिक बांधकाम खात्याकडील लेखा पध्दतीनुसार सध्याची साठामुक्त दर्शविणारी पध्दत अंवलंबविण्यात येत आहे. सदरची पध्दती चालू ठेवण्यांत आली तरी, त्यामुळे साठामुल्यात काहीही परीणाम होत नाही. तथापि याप्रकरणी ताळेबंदपत्रकात योग्य त्या प्रस्तावित नोंदी घेणे सोईचे व्हावे, यासाठी महामंडळांतर्गत सर्व विभागीय कार्यालयाला त्या सूचना देण्यांत आलेल्या आहेत.
- 5 माहिती वजा अभिप्राय.
- 6 माहिती वजा अभिप्राय.
- 7 मत्तेचा विमा काढण्याबाबतचा मुद्दा या महामंडळाच्या विचाराधीन आहे.
- 8 उपविभागीय कार्यालयाचे विभागीय कार्यालयाकडून वार्षिक प्रशासकीय व लेखा निरीक्षण तसेच मंडळ कार्यालयाकडून विभागीय कार्यालयाचे वार्षिक व उपविभागीय कार्यालयाचे तीन वर्षातून एकदा प्रशासकीय निरीक्षणे केल्या जातात. त्या निरीक्षणात लेखा संबंधी बाबी तपासल्या जातात.
- 9 माहिती वजा अभिप्राय

- 10 योग्य ती कार्यवाही करण्यांत येईल
- 11 विविध शिर्षाखालील प्रलंबीत रकमाबाबतची माहिती महामंडळाच्या अधिनस्थ विभागीय कार्यालयाकडून मागविण्यात येत आहे.
- 12 माहिती वजा अभिप्राय
- 13 माहिती वजा अभिप्राय
- 14 माहिती वजा अभिप्राय

VIDARBHA IRRIGATION DEVELOPMENT CORPORATION, NAGPUR
24th Annual Report 2020-21

1.0 Introductory:

Vidarbha Irrigation Development Corporation was set up vide VIDC ordinance No. 11/97 dated 12.3.1997 issued by the Hon. Governor of Maharashtra State on 12th March 1997 and subsequently the Main Office of Vidarbha Irrigation Development Corporation has started to function w.e.f. 30th March 1997. Hon. Governor gave consent to the enactment passed by Maharashtra Legislature Council for establishing the VIDC on 28th April 1997. VIDC setup under the clause 3, sub-clause (1) of the said Act is a Corporation and it has its own common seal. The Corporation is empowered to enter into agreement for acquisition of movable and immovable assets and to dispose off all such assets.

Previously Ten selected Major Projects of Vidarbha Region were transferred to the Corporation with the intention to complete them within a approximate period of 5 years. However as there is a provision in the constitution of corporation for expanding the jurisdiction of Corporation hence Govt. of Maharashtra, transferred 8 Major Projects, 54 Medium Projects and 248 Minor Projects to this Corporation in addition to previously transferred 10 Major Projects.

The jurisdiction of Corporation is now for complete Vidarbha Region due to transfer of all projects under Survey, Construction and Projects to be taken in future falling under the control of Chief Engineer, Water Resources Department, Nagpur are transferred to the Corporation since the year 2007.

2.0 Projects with Corporation :

Now, corporation have 18 Major, 53 Medium and 243 Minor i.e. Total 314 Ongoing Irrigation Projects of Vidarbha region.

Sr. No.	Projects Name	Valley	District	Irrigation Potential in Hector	Estimated Cost (Rs. in Crore)	Balance cost as on (Rs. in Crore) 1.4.2021
1	Gosikhurd Project	Wainganga	Bhandara	250800	18494.57	5264.59
2	Human project	Wainganga	Chandrapur	46117	2059.58	1848.18
3	Tultuli Project	Waingainga	Gadchiroli	30590	19.15	12.94
4	Lower Wuna Project	Wardha	Nagpur	25545	467.09	33.42
5	Upper Wardha Project	Wardja	Amravati	85002	1634.72	98.78

Sr. No.	Projects Name	Valley	District	Irrigation Potential in Hector	Estimated Cost (Rs. in Crore)	Balance cost as on (Rs. in Crore) 1.4.2021
6	Lower Wardha Project	Wardha	Wardha	63333	3615.29	1056.81
7	Bembla Project	Wardha	Yavatmal	52423	3517.83	406.07
8	Wan project	Tapi	Akola	18924	276.31	4.64
9	Khadakpurna Project	Purna	Buldhana	22942	1374.57	147.94
10	Bawanthadi Project	Wainganga	Bhandara	27708	867.20	0.00
11	Jigaon	Godavari	Buldhana	87580	13874.59	9611.37
12	Lower Painganga	Godavari	Yavatmal	199962	10429.39	10078.42
13	Arunavati	Godavari	Yavatmal	24003	475.75	126.48
14	Pentakali	Wainganga	Buldhana	14332	607.50	347.55
15	Ajansara Barrage	Godavari	Wardha	28000	208.42	203.53
16	Pench project	Godavari	Nagpur	107735	939.22	165.88
17	Lower Pedhi	Tapi	Amravati	12944	1639.43	711.73
18	Dhapewada LIS (Stage-II)	Wainganga	Gondia	98558	3930.36	3132.43
Total Major (18)				1196498	64430.97	33250.76
Total Medium Project (52)				282223	15919.87	7007.28
Total Minor Project (218)				184951	12436.74	5462.32

3.0 Institutional set up :

Governing Council of the Corporation is as under -

1	(i) Hon. Minister (WR) (Except MKVDC)	:	Ex-Officio Chairman
2	Hon. Minister of State (WR) (Except MKVDC)	:	Ex-Officio Vice-Chairman
3	Non- Govt. Vice Chairman to be nominated by the Govt.	:	Vice-Chairman
4	Hon. Chief Secretary	:	Ex-Officio Vice-Chairman
5	Hon. Secretary (WR)	:	Ex-Officio Managing Director

Apart from the above the Secretary of CADA, Planning, Finance, Forest, Rehabilitation and Agriculture Deptts. are Ex-Officio members of the Corporation. And also there will be 3 Non-Govt. members nominated by the Govt. who represents the reputed financial Institutions. Government will also appoint 5 MLAs and 3 MLCs on the

Corporation and in the same way there is a provision to appoint an experienced and highly qualified member from the field of Irrigation and Finance each as member of Corporation by the Government.

The Executive Director of Corporation is acting as the member secretary of the Governing Council. Under the Chairmanship of the Managing Director an Executive Committee comprising of Executive Director of the Corporation, Chief Engineers of the Water Resources Department, Chief Accounts & Finance Officer of the Corporation as members and the Superintending Engineer as the member secretary has been set up.

The names and designation of the officials of the Board of Directors of the Corporation for the year 2020-21 are as under -

Sr. No.	Designation
1	Hon. Shri. Jayant Patil, Minister (WR) & Chairman (Excluding MKVDC)
2	Hon. Shri. Omptsksdh B. Kadu (Bacchu Kadu), Minister of State (WR) & Deputy Chairman
3	Chief Secretary & Deputy Chairman
4	Principal Secretary (Relief & Rehabilitation Cell & Member)
5	Principal Secretary (Finance) & Member
6	Principal Secretary (Planning) & Member
7	Principal Secretary (Forest) & Member
8	Principal Secretary (Agriculture) & Member
9	Principal Secretary (WR) & Managing Director
10	Secretary (CADA) & Member
11	Shri. 1. A. V. Survey, Executive Director (1.4.2020 to 31.5.2020) 2. G. M. Sheikh, Executive Director (1.6.2020 to 31.12.2020) 3. B. S. Swami, Executive Director (31.12.2020 to 7.1.2021) 4. R. D. Mohite, Executive Director (7.1.2021 to 31.3.2021)

4.0 Establishment :

As on 31.3.2021 the regional offices of Chief Engineer, Gosikhurd Project, Water Resources Department, Nagpur, Chief Engineer, Water Resources Department, Amravati and Chief Engineer, Water Resources Department, Nagpur and Chief Engineer, Special Project, Water Resources Department, Amravati are functioning with Corporation and under their jurisdiction the work of construction of 18 Major Projects, 53 Medium Projects and 243 Minor Irrigation Projects of Vidrabha is being carried out through 14 Circles, 57 Divisions (55 Divisions, 2 Design Unit) and 280 Sub-Divisions (4 sub section, 2 design unit) under this Corporation.

There is total establishment of 3870 of different categories details of which are as under –

Category	Regular Establishment	Converted Regular		Daily Rated		Total
		Permanent	Temporary	Establishment	Work Charges	
Class-I	270	0	0	0	0	270
Class-II	615	0	0	0	0	615
Class-III	2347	39	39	2	0	2388
Class-IV	496	0	101	0	0	597
Total :	3728	0	140	2	0	3870

5.0 Assets and Liabilities :

As per the provisions of Act No. 26 dated 28.4.97 all the assets and liabilities of Irrigation Projects under the control of VIDC which immediately before the appointed date rested in Govt. of Maharashtra now rest in and stand transferred to the Corporation vide Govt. of Maharashtra letter No. 1096/304/ 96/Part-2/ dated 4.6.97 which was valued at Rs. 873.95 crores and as on 31.3.2021 its capital value is Rs. 50036.63 crores. In this amount Rs. 874 crores of 10 Major Projects and Rs. 831 crores of newly taken over 86 projects are included as assets and liabilities of these projects.

6.0 Review of works during 2020-2021 :

6.1 Geographical area of Maharashtra State is 307.07 lakh ha. out of this an area of 211.99 Lakh ha. is cultivable which is 69.04% of total geographical area. Geographical area of Vidarbha is 98.430 Lakh ha. & this is 31.73% of geographical area of Maharashtra State out of this an area of 57.08 Lakh ha. (about 59%) is cultivable and this is 26.90 % of cultivable area of Maharashtra State. Ultimate irrigation potential of 314 projects transferred to VIDC is 1596044 ha. Irrigation potential created upto June 2019 is 597536 ha. Physical achievements of the Corporation during the year 2020-21 are as given below.

This year, gorge filling work of 14 projects have been completed. From these projects irrigation potential of about 84566 Ha. & 127.675 TMC water storage get created.

Statement showing Details of Created Irrigation Potential Upto June 2020.

VIDARBHA IRRIGATION DEVELOPMENT CORPORATION, NAGPUR
Statement Showing Details of Created Irrigation Potential Upto June-2021

Sr. No.	Project	Total Irrigation Potential	Upto June-2020	Target achieved during June20 to June-21	Irrigation Potential Created upto June-21	Balance Irrigation Potential (Col.3-6)
1	2	3	4	5	6	7
	Nagpur Region					
	Major Project					
1	Pench Project	107735	104949	0	104949	2786
2	Bawanthadi	27708	27708	0	27708	0
3	Lower Wanna	25545	25545		25545	0
4	Pench (High rise canal & Khindsi feeder)	3259	391	0	391	2868
5	Gosikhurd	250800	115623	18469	134092	116708
6	Dhapewada LIS-2	98558	0		0	98558
7	Lower Wardha	63333	45228	4806	50034	13299
8	Ajansara Barrage	28088	0	0	0	28088
9	Human	46117	0	0	0	46117
10	Tultuli	30590	0	0	0	30590
Total Nagpur (Major)		681733	319444	23275	237770	336228
Amravati Region						
11	Upper Wardha	75080	75080	0	75080	0
12	Wan	19177	18924		18924	253
13	Arunavati	24003	24003		24003	0
14	Pentakli	14332	14157	0	14157	175
15	Bembla	53968	43355	1547	44902	9066
16	Khadakpurna	24864	22942	0	22942	1922
17	Lower Pedhi	12944	0		0	12944
18	Lower Painganga	141607	0		0	141607
19	Jigaon	101088	0		0	101088
Total Amravati (Major)		467063	198461	1547	200008	267055
Total Corporation (Major)		1148796	517905	24822	437778	603283
Medium Project						
Nagpur Region						
1	Madan	3270	3270	0	3270	0
2	Haranghat LIS	4819	4819	0	4819	0
3	Kirimiri Darur LIS	2440	2440	0	2440	0
4	Sondyatola LIS	11010	3158	0	3158	7852
5	Wagholibuti LIS	4542	4542	0	4542	0
6	Jaam	7184	7184	0	7184	0
7	Sonapurtomata LIS	2449	2441	0	2441	8
8	Karajkheda LIS	8050	4338	518	4856	3194
9	Katangi	2453	2253	0	2253	200
10	Dhapewada LIS-2	8050	6700	0	6700	1350
11	Kalpathri	2059	2059	0	2059	0
12	Kaar	6744	5358	0	5358	1386

Sr. No.	Project	Total Irrigation Potential	Upto June-2020	Target achieved during June20 to June-21	Irrigation Potential Created upto June-21	Balance Irrigation Potential (Col.3-6)
1	2	3	4	5	6	7
13	Lalnalla	7290	3812	120	3932	3358
14	Chichala	2019	1346	673	2019	0
15	Pothra	11045	11045	0	11045	0
16	Dongargoan	3942	0	0	0	3942
17	Satrapur	3930	3930	0	3930	0
18	Nimna chulband	8876	4535	0	4535	4341
19	Kanhannadi Prkalpa (Kochi Barriage)	3960	0	0	0	3960
20	Surewada LIS	7050	0	0	0	7050
21	Zashinagar LIS	4225	1570	200	1770	2455
22	Rajegoankati LIS	4560	3581	0	3581	979
23	Tewadhashewani (Birsola)LIS	4938	2550	0	2550	2388
24	Bendara	3915	0	0	0	3915
25	Borghat LIS	6218	0	0	0	6218
26	Palasgoanamdi LIS	3699	2880	271	3151	548
27	Dindora Barriage	6336	0	0	0	6336
28	Haldipurani LIS	6521	0	0	0	6521
29	Dongoargoan Thanegoan LIS	3950	0	0	0	3950
30	kotgal LIS	4551	538	3656	4194	357
31	Reguntha LIS	3283	0	0	0	3283
32	Talodhimokasa	4330	0	0	0	4330
33	Chichdoh Barriage	2240	2240	0	2240	0
34	Chichghat LIS	4495	0	0	0	4495
35	Pendhri	1837	0	0	0	1837
36	Karwafa	5250	0	0	0	5250
37	Chennanadi	2320	0	0	0	2320
38	Devari Navegoan LIS	3457	0	0	0	3457
39	kotgal LIS	6620	0	0	0	6620
Total Nagpur (Medium)		193927	86589	5438	92027	101900
Amrawati Region						
40	Chandrabhaga	7013	6732		6732	281
41	Purna	7530	7530		7530	0
42	Uthawali	5394	5394		5394	0
43	Bordinalla	4126	300	0	300	3826
44	Katepurna Barriage	5585	0		0	5585
45	Uma Barriage	5510	0		0	5510
46	Wasani (Bu)	4317	0		0	4317
47	Pedhi Barriage LIS	2232	0		0	2232
48	Garda	4281	0		0	4281
49	Purna Barriage No.2 LIS (Nerdhamana)	6954	0		0	6954
50	Ghugashi Barriage	6343	0		0	6343
51	Takali Dolari	4330	0		0	4330

Sr. No.	Project	Total Irrigation Potential	Upto June-2020	Target achieved during June20 to June-21	Irrigation Potential Created upto June-21	Balance Irrigation Potential (Col.3-6)
1	2	3	4	5	6	7
52	Wardha Barriage LIS	5663	0		0	5663
53	Pandhari (Wardha Diversion)	8370	103	350	453	7917
54	Sapan	6380	6210		6210	170
Total Amrawati (Medium)		84028	26269	350	26619	57409
Total Corporation (Medium)		277955	112858	5788	118646	159309
Minor Project						
Nagpur Region						
1	Ankhoda LIS	570	570	0	570	0
2	Bhisnur B.	301	301	0	301	0
3	Bhiwapur	421	421	0	421	0
4	Bhiwapur	390	390	0	390	0
5	Chikhali	836	836	0	836	0
6	Devulgoan	425	425	0	425	0
7	Ghat Temani	490	490	0	490	0
8	Javali	745	745	0	745	0
9	Kharbadi KTW	418	418	0	418	0
10	Khedepar KTW	391	391	0	391	0
11	Lodhasitapar LIS	260	260	0	260	0
12	Owara	2405	2405	0	2405	0
13	Regadi Vikaspalli	647	647	0	647	0
14	Sawangi	939	939	0	939	0
15	Sirsi	1369	1369	0	1369	0
16	Thana (Height Raising)	1113	1113	0	1113	0
17	Bewartola	1742	1640	0	1640	102
18	Gogoan LIS	658	578	0	578	80
19	Harashi	423	280	0	280	143
20	Nanhi	387	328	0	328	59
21	Pimpalgoan	915	915	0	915	0
22	Sukali	1720	1720	0	1720	0
23	Aasoli	1742	0	0	0	1742
24	Bhandewadi	875	0	0	0	875
25	Bhuratola	489	0	0	0	489
26	Goji	530	0	0	0	530
27	Kosari	594	100	0	100	494
28	Lakhmapur	890	0	0	0	890
29	Pandharwani LIS	282	0	0	0	282
30	Salangatola (Chulband)	345	0	0	0	345
31	Shirud	2400	0	438	438	1962
32	Turagodi	640	640	0	640	0
33	Yengalkheda	695	646	49	695	0
34	Pindkepar	1969	0	0	0	1969
35	Bhimalkasa	1071	350	0	350	721

Sr. No.	Project	Total Irrigation Potential	Upto June-2020	Target achieved during June20 to June-21	Irrigation Potential Created upto June-21	Balance Irrigation Potential (Col.3-6)
1	2	3	4	5	6	7
36	Bhandarchuha	1605	0	0	0	1605
37	Bhadaganalla	1770	0	0	0	1770
38	Ballarpur	289	0	0	0	289
39	Duminalla	2400	0	0	0	2400
40	Durkangudara	1213	0	0	0	1213
41	Murdoli	937	0	0	0	937
42	Navatola	1072	0	0	0	1072
43	Nimgoan	1062	0	0	0	1062
44	Pilandur Jamindari	437	0	0	0	437
45	Purada	380	0	0	0	380
46	Pimparirith	480	0	0	0	480
47	Pulkhal	281	0	0	0	281
48	Sagara	1050	0	0	0	1050
49	Salaimokasa	260	0	0	0	260
50	Sonkund	792	0	0	0	792
51	Satbahini	2880	0	0	0	2880
52	Sundari	1472	0	0	0	1472
53	Tadgoan	584	0	0	0	584
54	Upasiyanalla	1080	0	0	0	1080
55	Wanjaritolla	387	0	0	0	387
Total Nagpur (Minor)		50518	18917	487	19404	31114
Amrawati Region						
56	Adol	2307	2307	0	2307	0
57	Ansing (S)	451	451	0	451	0
58	Adgoan Barriage	656	600	0	600	56
59	Baggi (S)	348	348	0	348	0
60	Borkhedi	687	687	0	687	0
61	Bharamanwada	763	763	0	763	0
62	Botha	215	215	0	215	0
63	Bhramha (S)	378	378	0	378	0
64	Bhildongoan (S)	271	271	0	271	0
65	Borgoan	255	255	0	255	0
66	Bahada	422	422	0	422	0
67	Chargad	1488	1488	0	1488	0
68	Chopan	276	276	0	276	0
69	Chorad (S)	390	390	0	390	0
70	Chandai (S)	262	262	0	262	0
71	Davha (S)	300	300	0	300	0
72	Dastapur (S)	625	625	0	625	0
73	Dongargoan (S)	406	406	0	406	0
74	Dhorapgoan	847	847	0	847	0
75	Doma	354	354	0	354	0
76	Ganeshpur	648	600	0	600	48

Sr. No.	Project	Total Irrigation Potential	Upto June-2020	Target achieved during June20 to June-21	Irrigation Potential Created upto June-21	Balance Irrigation Potential (Col.3-6)
1	2	3	4	5	6	7
77	Hirdav (S)	415	415	0	415	0
78	Hiwara	313	313	0	313	0
79	Hirabambai	869	869	0	869	0
80	Hiwarakhurd (S)	353	353	0	353	0
81	Januna Sonwal (S)	664	664	0	664	0
82	Jogaldari(S)	455	455	0	455	0
83	Kasura KTW	340	340	0	340	0
84	Kolhi	615	615	0	615	0
85	Kumbharkinhi	1439	1439	0	1439	0
86	Kumbharpind	542	542	0	542	0
87	Kolambi	263	263	0	263	0
88	Kali Daulatkhan	583	583	0	583	0
89	Karanwadi	573	573	0	573	0
90	Kupata	528	528	0	528	0
91	Khadaki	352	352	0	352	0
92	Kasola (S)	260	260	0	260	0
93	Loni Dhawalgiri	636	636	0	636	0
94	Morgavhan	424	424	0	424	0
95	Masalakhurd	363	363	0	363	0
96	Popatkhedha I	1704	1704	0	1704	0
97	Ranpisa (S)	269	269	0	269	0
98	Soyata	303	303	0	303	0
99	Sohal	257	257	0	257	0
100	Somthana	379	379	0	379	0
101	Selu khurd (S)	267	267	0	267	0
102	Satpalli	450	450	0	450	0
103	Salod	297	297	0	297	0
104	Sudi (S)	252	252	0	252	0
105	Surkhandi	425	425	0	425	0
106	Sukali (S)	523	523	0	523	0
107	Sarsiboth (S)	295	295	0	295	0
108	Urdhamorna	1459	1459	0	1459	0
109	Umarakapase	642	642	0	642	0
110	Umarakapase (S)	258	258	0	258	0
111	Varwand (S)	252	252	0	252	0
112	Warud	1390	1390	0	1390	0
113	Wardh	1143	1143	0	1143	0
114	Vidrupa	840	840	0	840	0
115	Yedashi	255	255	0	255	0
116	Yewata (S)	377	377	0	377	0
117	Zarandi (S)	319	319	0	319	0
118	Belmandal	315	315	0	315	0
119	Dharpimpri	251	251	0	251	0

Sr. No.	Project	Total Irrigation Potential	Upto June-2020	Target achieved during June20 to June-21	Irrigation Potential Created upto June-21	Balance Irrigation Potential (Col.3-6)
1	2	3	4	5	6	7
120	Koyali (khurd) S	620	501	0	501	119
121	Lonwadi	274	274	0	274	0
122	Undari	738	728	0	728	10
123	Zodaga	801	801	0	801	0
124	Amdapur	1737	1213	0	1213	524
125	Antargoan	960	500	113	613	347
126	Bhamhanvada (S)	253	163	0	163	90
127	Borkhedi	1308	850	0	850	458
128	Chandi Nadi Prkalpa	1835	810	715	1525	310
129	Chaktirth (S)	1712	1079	0	1079	633
130	Dagadparawa	900	661	0	661	239
131	Gondegoan	690	308	0	308	382
132	Jambnalla	1344	1104	0	1104	240
133	Kawaranalla	1330	1260	0	1260	70
134	Kuttardoh	379	214	0	214	165
135	Masrul Unchiran	897	671	0	671	226
136	Nagthana 2	544	464	0	464	80
137	Arakchinchal	815	0	0	0	815
138	Arkacheri	1168	0	0	0	1168
139	Aalewadi	750	0	0	0	750
140	Akpuri	1634	0	0	0	1634
141	Bornadi	941	941	0	941	0
142	Baglinga	1213	0	0	0	1213
143	Bhagadi	985	0	985	985	0
144	Bhughav (S)	783	0	0	0	783
145	Bhimadi	442	0	23	23	419
146	Borvha Barriage (S)	900	0	0	0	900
147	Bangoan	285	285	0	285	0
148	Chandrabhaga	1721	0	0	0	1721
149	Chandaswathoda	1476	180	0	180	1296
150	Chandsura	327	0	0	0	327
151	Chondhi	950	0	0	0	950
152	Dhilli Barriage	791	0	0	0	791
153	Dhamari (S)	448	0	0	0	448
154	Digras KTW	606	306	0	306	300
155	Durgabori	446	446	0	446	0
156	Digdoh	399	399	0	399	0
157	Dahegoan (Gargoti)	393	393	0	393	0
158	Dabha	696	0	0	0	696
159	Dhansal	367	0	0	0	367
160	Falegoan (S)	399	399	0	399	0
161	Gayawal (S)	337	0	0	0	337
162	Ghotashiwani (S) Barriage	1394	0	0	0	1394

Sr. No.	Project	Total Irrigation Potential	Upto June-2020	Target achieved during June20 to June-21	Irrigation Potential Created upto June-21	Balance Irrigation Potential (Col.3-6)
1	2	3	4	5	6	7
163	Hiwara (S)	371	0	0	0	371
164	Hatwanjari	278	0	0	0	278
165	Igalwadi (S)	314	314	0	314	0
166	Jaipur Barriage	886	886	0	886	0
167	Jaipur Dhilli	1602	1400	200	1600	2
168	Jumada Barriage	709	709	0	709	0
169	Karajgoan	1510	0	705	705	805
170	Kanchan	1112	0	0	0	1112
171	Kavatha (S)	285	0	0	0	285
172	Kawatha Barriage	1722	770	0	770	952
173	Katipati	1800	0	0	0	1800
174	Kanzara (S)	458	0	0	0	458
175	Kinkhed (S)	504	0	0	0	504
176	Kokalgoan Barriage	1046	900	0	900	146
177	Kukasa (S)	615	615	0	615	0
178	Kawathal	360	0	0	0	360
179	kolari	577	0	0	0	577
180	kohal	1061	300	150	450	611
181	Kochi Ambezari	915	0	0	0	915
182	Kharabi	306	0	0	0	306
183	Kharda	1175	0	0	0	1175
184	Lakhamapur	296	296	0	296	0
185	Mangalasa	716	0	0	0	716
186	Mairaldoh	268	188	0	188	80
187	Mirzapur	610	610	0	610	0
188	Mahagoan	651	0	0	0	651
189	Mahadapur	932	0	0	0	932
190	Manpur	285	285	0	285	0
191	Nalnadi Prkalpa	1050	0	0	0	1050
192	Nimna chargad	1680	0	0	0	1680
193	Nimna Sakhli	2094	0	2094	2094	0
194	Naya Andura	1790	0	1484	1484	306
195	Nimna Dhyanganga	1181	1181	0	1181	0
196	Pawani (S)	286	286	0	286	0
197	Patiya	296	0	0	0	296
198	Paknadi Pkalkalpa	1255	600	475	1075	180
199	Patharnalla	1448	0	0	0	1448
200	Popatkhed II	1006	0	0	0	1006
201	Panchala (S)	562	562	0	562	0
202	Parawakohar (S)	872	872	0	872	0
203	Poha I (S)	295	0	0	0	295
204	Pagarabandi	1548	200	300	500	1048
205	Pimparimodak	865	0	0	0	865

Sr. No.	Project	Total Irrigation Potential	Upto June-2020	Target achieved during June20 to June-21	Irrigation Potential Created upto June-21	Balance Irrigation Potential (Col.3-6)
1	2	3	4	5	6	7
206	Palaskhed	390	195	0	195	195
207	Pandhurna	304	0	0	0	304
208	Pachpahur	1070	400	350	750	320
209	Raigad	1570	0	840	840	730
210	Rajura	1000	0	0	0	1000
211	Rajana	1989	0	0	0	1989
212	Raperi (S)	366	0	366	366	0
213	Rajgoan Barriage	570	570	0	570	0
214	Rahera (S)	465	0	0	0	465
215	Shivangoan (S)	424	424	0	424	0
216	Samdasaudandi	1529	0	450	450	1079
217	Songoan shivani LIS	1492	1492	0	1492	0
218	Shahapur	380	255	102	357	23
219	Shahapur Bru.la.pa	1373	0	0	0	1373
220	Shelgoan (S)	652	652	0	652	0
221	Soangavan Barriage	679	679	0	679	0
222	Sattarsawanga Barriage (S)	1345	0	0	0	1345
223	Swasin	588	0	234	234	354
224	Sandawa	354	0	0	0	354
225	Takali Kalan	893	0	893	893	0
226	Timtala (S)	502	0	502	502	0
227	Tanka Barriage	564	0	0	0	564
228	Umari	251	0	0	0	251
229	Umari (Bu)	295	0	0	0	295
230	Ughalipen Barriage	606	606	0	606	0
231	Waghadi Barriage	1222	0	1222	1222	0
232	Wai (S)	1036	1036	0	1036	0
233	Wadegoan KTW	330	0	0	0	330
234	Warud Barriage	535	535	0	535	0
235	Wadgoan (S)	1075	1075	0	1075	0
236	Warajahangir	1790	1148	0	1148	642
237	Wadi Raital	810	0	0	0	810
238	Wakad (S)	900	900	0	900	0
239	Warudyewati	287	0	0	0	287
240	Ampati (S)	1229	1229	0	1229	0
241	Zatamzari	368	368	0	368	0
242	Nandkhed	275	0	0	0	275
243	Wadner	442	0	0	0	442
	Total Amrawati (Minor)	139788	72642	12203	84845	54943
	Total Corporation	1617057	722322	43300	660673	848649

VIDARBHA IRRIGATION DEVELOPMENT CORPORATION, NAGPUR

ABSTRACT

(I.P. in Ha)

Sr. No.	Project	Total Irrigation Potential	Upto June-2020	Target achieved during June20 to June-21	Irrigation Potential Created upto June-21	Balance Irrigation Potential
1	2	3	4	5	6	7
Nagpur Region						
1	Major	681733	319444	23275	237770	336228
2	Medium	193927	86589	5438	92027	101900
3	Minor	50518	18917	487	19404	31114
	Total Nagpur	926178	424950	29200	349201	469242
Amravati Region						
1	Major	467063	198461	1547	200008	267055
2	Medium	84028	26269	350	26619	57409
3	Minor	139788	72642	12203	84845	54943
	Total Amravati	690879	297372	14100	311472	379407
Corporation						
1	Major	1148796	517905	24822	437778	603283
2	Medium	277955	112858	5788	118646	159309
3	Minor	190306	91559	12690	104249	86057
	Total Corporation	1617057	722322	43300	660673	848649

6.2 To expedite the works of projects under the Corporation the following 14 circle offices are working viz (1) Gosikhurd Project Circle, Nagpur (2) Gosikhurd Lift Irrigation Circle, Bhandara (3) Nagpur Irrigation Circle Nagpur under the control of C.E. Gosikhurd Project, Water Resources Department, Nagpur and (1) Upper Wardha Project Circle, Amravati (2) Yavatmal Irrigation Circle, Yavatmal (Const) (3) Buldhana Irrigation Project Circle, Buldhana (4) Yavatmal Irrigation Circle, Yavatmal under the control of C.E., Water Resources Department, Amravati and (1) Command Area Development Authority, Nagpur (2) Chandrapur Irrigation Project Circle, Chandrapur (3) Irrigation Project Investigation Circle, Nagpur (4) Bhandara Irrigation Circle, Bhandara under C.E., Water Resources Department, Nagpur and (1) Akola Irrigation Circle, Akola (2) Washim Irrigation Circle, Washim (3) Irrigation Projects & Water Resources Investigation Circle, Amravati under (4) Yavatmal Lift Irrigation Circle, Yavatmal Amravati under C.E., Special Projects, Water Resources Department, Amravati. Also, employee's payment & Letter of Credit (LOC) for deposit works & other works of Vidarbha Hydro Electric & Lift Irrigation Circle Nagpur, office which comes under the Chief Engineer (Electrical) Hydro Project, Water Resource Department, Mumbai is made available by Vidarbha Irrigation Development Corporation, Nagpur.

7.0 Availability of Water :

In Vidarbha, surface water of $637.722 + 95.477 = 733.199$ TMC is available from Godavari & Tapi River valleys and administrative approval for projects for water utilization of $(496.55 + 78.83) = 575.38$ TMC has been received. Actually the water availability is of 28.472 TMC. If remaining 3.38 TMC water will not get used in future then it will be useful to increase the dependability of Jigaon Project. Valley wise availability of water and its utilization is given in the statement below :-

Valley	Sub Valley	Share of Vidarbha (TMC)	Planned Utilisation of Water Resources in Vidarbha (TMC)	Planning Status
Godavari	1) Khadakpurna G-3	10.21	10.21	10.21
	2) Painganga G-7	104.12	104.12	104.12
	3) Wardha G-8	141.00	141.00	141.00
	4) Pranhita G-9	340.392	340.392	340.392
	5) Indravati G-11	41.00	41.00	41.00
	6) Lower Godavari G-10	1.00	1.00	1.00
	Total Godavari	637.722	637.722	637.722
Tapi	1) Purna + Tapi	95.477	95.477	95.477
	Total	733.199	733.199	733.199

8.0 Up to date Cost and Expenditure of the Projects. :

In the beginning there were only 10 projects under VIDC of which total approximate cost was Rs. 4677 crores. Later in April 1999, 86 projects (4 Major, 27 Medium & 55 Minor) were transferred, total approximate cost of which was Rs. 4774 crores. In the year 2007, projects under jurisdiction of Chief Engineer, Water Resources Department, Nagpur transferred to the Corporation. As explained above, now the total upto date cost of 314 projects under the Corporation comes to Rs.871.46 crores and the total expenditure upto March 2021 is Rs.47962.1343 crores including Direction & Administration Expenses. The details of expenditure on projects are given in Annexure-I.

9.0 Backlog of Irrigation :

The backlog of Irrigation in Vidharbha, equivalent to Rabi is 145458 thousand Ha. by June 2020 which is only in Amravati region. Balance physical backlog of Irrigation in Thousand Ha. Equivalent to Rabi in Amravati Region is, Buldhana 37448, Akola 42205, Washim 8683 and Amravati 57122. As per the base year 1994 no physical backlog ending June 2021 of Irrigation is balance in Nagpur Region.

10.0 Present status of the Projects and Financial Planning

There are total 1075 projects under Vidarbha Irrigation Development Corporation. In which 761 (Irrigation potential of about 701709 Ha. & 4222.25 TMC water storage was completed & transferred to the Corporation. Now out of 314 projects under the Corporation 18 Major, 53 Medium 243 Minor

(Water storage TMC/Irrigation Potential in Ha)

314 Project details :-

Sr. No.	Project details	No.of project			Irrigation Potential (Ha.)			Water storage		
		Completed	Under Progress	Total	Project wise	Upto June 2020	Balance as per June 20	Project wise	Upto June 2021	Balance as per June 21
1.	Project created full irrigation potential and water storage	130	0	130	214718	214718	0	1278.85	1278.85	0
2.	Nearly completed project (95% irrigation potential created)	0	9	9	101393	100083	1310	819.95	819.72	0.73
3.	Project under PMKSY	3	4	7	433756	258462	175294	2158.56	1951.49	207.07

4.	Project under BJSY	18	51	69	181077	22599	158478	1205.13	295.59	909.54
5.	Project under progress (Irrigation Potential and water storage created very short)	0	58	58	571329	139142	432183	2991.45	1447.34	1544.11
6	Project work under progress (Head work and canal work under progress)	0	14	14	199740	0	119740	569.88	1.50	567.38
	Total project under corporation	151	136	287	1647499	735004	912495	9022.82	5793.99	3228.83
7	Projects get cancelled									
A)	Projects get cancelled due to non clearance of forest land	0	10	10	14538	0	14538	58.42	0.00	58.42
B)	Project get cancelled due to objection taken by proper under rehabilitation	0	11	11	7089	0	7089	49.49	0.00	49.49
	Total cancelled project	0.21	21	0	21627	0	21627	107.91	0.00	107.91
8	Project transferred to Soil and Water Management Division	0	6	6	2438	0	2438	17.56	0.00	17.56
	Total VIDC	151	163	314	1671564	735004	936560	9148.29	5793.99	3354.30

Irrigation potential of above 314 project is 1671564 Ha. And irrigation potential created upto March-2021 73504 Ha. (43.97%) As compared to the previous year, irrigation potential increased upto 9517 Ha. Water storage capacity of project is 9148.29 TMC, in which upto June, 2020, 5793.99 TMC was created.

The total cost of 314 projects is Rs.94692.97 crores and balance cost of project under corporation Rs.46892.44 crores. The expenditure of Rs.47800.53 crores was done upto June - 2020

Abstract of 314 project as below :

No.of Project	Total water storage (TMC)	Created upto March, 2019 water storage (TMC)	Water storage increased as a compared to previous year (TMC)	Total irrigation potential (In Ha.)	Irrigation Potential created upto March, 2020 in Ha	Irrigation potential in created as compared to previous year in Ha
314	9148.29	5793.99	103.83	1671564	735004	22258

At the Year 2020-21 from 314 project. Total 108 projects will be under budgetary provision and other 129 projects which completed target of total water storage capacity and total irrigation potential will be under budgetary provision.

This year gorge filling work of 5 projects have been completed. The provision of total 29 projects have been completed. From these projects irrigation potential at about 69021 ha. And 42.832 TMC water storage get created.

10.1 Repayment of interest of bonds raised from the open market will be made by Govt. of Maharashtra by making provision in its annual budget.

10.2 As per budget provision of Corporation for the financial year 2020-21 revenue receipts estimated was Rs.212.83 crores. But actually, it was collected to the tune of Rs.169.67 crores. This includes water charges of Rs.101.71 crores and interest earned of Rs.91.60 crores by way of short term investment at the end of March, 2021. For the financial year 2021-22 revenue receipts is estimated to the tune of Rs.169.67 Crores.

11.0 Irrigation and Non-Irrigation water charges and Other recovery. :

By the end of June 2019, irrigation potential of 1596044 Ha. has been created through 314 projects under the Corporation. In the year ending March 2020, Water charges of Rs. 85.05 crore is collected and utilized as per new order of Govt. Resolution dated 17.11.2016. on account of total receipts of Rs.212.83 crores collected which includes water charges of Rs.101.71crores, Rs.103.90 crores as interest on fixed deposits and other revenue of Rs. 7.23 crores.

In view to increase the revenue of Corporation, land under Corporation is given to the private institutions for encouraging tourism at the place of reservoir of the project.

12.0 Details of fund received and expenditure incurred during the year 2020-21 :

12.1 Details of funds received during the year 2020-21 are as under;

Sr no	Particulars	Amount received during the year 2020-21 (Rs in crores)
1	Govt grant received for works expenditure	2509.2192
2	Govt grant received for refund of bond principal	Nil
3	Govt grant received for payment of interest to bond holders	Nil
4	Govt grant received for direction & administration expenses	313.8717
5	Share cost of dams & command area restoration charges	0.00

12.2 In the year 2020-21 as per Balance Sheet an expenditure of Rs. 30200286 Crore has been incurred (Works Rs. 2738.2869 Crore and Dir. & Admn. Rs. 281.7417 Crore).

13.0 Decisions taken to expedite the completion of projects with quality :

With an object of expeditious completion of project of Corporation, for standardised quality of work, and for restricting the establishment expenditure & overhead expenses and also there should not be any chance for the contractors for their additional claims compensation etc. the VIDC has made some necessary provisions in its working and the Corporation has put some condition / provisions in its tender documents as under -

- (1) In case of tenders in Annexure 'B' it has been mentioned in each item as "contractors own material".
- (2) No construction material shall be supplied to contractor therefore the Annexure - 'A' has been deleted.
- (3) Monthly programme to complete the works in the contract should be given by the contractor. This condition is included in the tender and according to that the monthly progress of work done by the contractor should be checked, such instructions have been given to the field officers.
- (4) According to the guidelines given in the Public Works Manual, Minimum and only necessary Drawings are included with the tender papers. Also drawing showing the place and distance of quarry is not included in the tender. Purpose behind such precaution is that the contractor should not get an opportunity to make extra claims.
- (5) According to clause No. 54 under "Special clauses and conditions" in the tender condition of appointing the arbitrator for the arbitration of the items of clause of contractors is deleted.

16.0 Accounts :

The Accountant General-II,(Audit) ,Nagpur has audited the Accounts of Vidharbha Irrigation Development Corporation for the years 2019-20 & the draft Separate Audit Report (SAR) is received to this office. The compliances of the draft SAR is being submitted to Account General. After receiving final Separate Audit Report from Account General, it will be submitted to Legislature with the sanction of Governing Council (Niyamak Mandal) through Govt. within the stipulated time.

**Executive Director
Vidarbha Irrigation Development Corporation
Nagpur.**

Annexure - I

Vidarbha Irrigation Development Corporation, Nagpur

Project wise Expenditure for the Financial Year 2020-21

(Rs. In crore)

Sr. No	Projects Name	Updated estimated cost	Total expenditure ending March-2020	Actual expenditure during F.Y 2020-21	Expenditure Ending March-2021 (col 4+5)
1	2	3	4	5	6
	Head Office		44.2300	0	44.2300
1	Upper Wardha Project	1634.72	1311.7579	81.1851	1392.9430
2	Lower Wunna Project	467.09	381.2862	11.3556	392.6418
3	Wan Project	276.31	277.1721	0.000	277.1721
4	Gosikhurd Project	18494.57	11590.9535	759.3939	12350.3474
5	Pentakli	607.50	188.2934	6.0481	194.3415
6	Bembla Project	3417.83	2871.3219	170.8966	3042.5185
7	Lower Wardha	3615.29	2966.0922	108.5610	3074.6532
8	Khadakpurna Project	1374.57	1358.2389	45.5655	1403.8044
9	Lower Pedhi	1639.43	994.3382	31.4788	1025.8170
10	Dhapewada LIS-2	3930.36	627.1453	39.6064	666.7517
11	Ajansara Barrage	208.42	14.5494	0.0275	14.5769
12	Human Project	2059.58	211.5190	0.0709	211.5899
13	Tultuli Project	19.15	6.6500	0.000	6.6500
14	Bawanthadi Project	867.20	885.3136	-3.9028	881.4108
15	Lower Painganga	10429.39	310.4720	3.3899	313.8619
16	Jigao Project	13874.59	4118.9179	692.4624	4811.3803
17	Arunavati	475.75	387.3483	5.3327	392.6810
18	Pench (High rise canal & Khindsi feeder)	939.22	619.8527	26.1395	645.9922
	Major Projects (A)	64330.97	29165.4525	1977.6111	31143.3636
	Medium Projects (B)	15919.87	8969.4441	550.5096	9519.9537
	Minor Projects (C)	12426.74	9826.9377	491.9079	10318.8456
	Total Projects (A+B+C)	92777.58	47962.1343	3020.0286	50982.1629

Note : Major projects viz. Kurha Wadoda under Tapi Irrigation Development Corporation, Jalgaon and Upper Penganga under Godavari Marathawada Irrigation Development Corporation Aurangabad, Command Area falling under this Corporation have been provided funds of Rs. 7.5000 Crores and Rs.0.00 crores respectively aggregating to Rs.7.5000 crores in the year (2020.21) in addition to above expenditure.

Annexure - II
Virdarbha Irrigation Development Corporation, Nagpur
Accounting Policies & Notes

Virdarbha Irrigation Development Corporation was set up vide VIDC ordinance No. 11/97 dated 12.3.97 issued by the Hon. Governor of Maharashtra State on 12 March 1997 & subsequently the office of VIDC has started to function with affect from 30th March 1997. The ordinance was replaced by VIDC Act. 1997 (ordinance No. 26 dated 28.4.1997) in the second meeting of Governing Council held on 1.8.1997, it was resolved vide resolution No. 2/3 that the accounts of Corporation will be maintained as per the Accounts of Maharashtra Krishna Valley Development Corporation & accordingly the Account books and formats of other books were accepted.

In the Corporation, double entry system is continued however other items such as calling of tender & acceptance to delegate powers to the officers, measurement books recording of measurement etc. as per revised orders and circulars issued under P.W.D. Manual & Code.

For financial transaction Corporation has opened three main accounts in Bank of Maharashtra, Sitabuldi, Nagpur viz (1) Operation Account (2) Collection Account(3) Saving Account. Some offices are transferred to VIDC from Government in the year 2007-08, therefore for these offices Operation, Collection & Saving Accounts have been opened in Union Bank of India, Bank of India, IDBI Bank respectively. Also as per Govt. directives Corporation's Personal Ledger Account (PLA) has been opened in Treasury Office, Nagpur.

In Operation Account Govt. Grant received for capital expenditure from Govt. and fund raised by Bonds is deposited & from these funds expenditure on account of direction & administration works, tools and plants etc. is made. In Collection Account Corporation's revenue receipt, contractor security deposit & interest earned on short term deposits etc. are deposited. For projects under AIBP schemes amount received as central assistance is deposited in Saving Account. In addition to this for the payment of principal & interest to the investors, various No-lien designated accounts are opened for each series. In this account the amount of Govt. Contribution received from the Govt. for repayment of Principal & Interest is deposited.

Annexure - III

Compliance of Auditors Report appended to the Balance Sheet of the Vidarbha Irrigation Development Corporation for the year 2020-21

- 1) The remark being informatory needs no compliance.
- 2) The Irrigation Potential is created in some of the projects under VIDC, but most of the projects entrusted to the Corporation are under construction therefore no compliance is required.
- 3) The Fixed Assets of the Corporation are mainly the Dams and Irrigation Projects. The depreciation was to be affected in the Books of Accounts after the matter is finalized with C & AG. In order to expedite the infrastructure development in Vidarbha Region, the projects entrusted to the Corporation are under construction, which are basically of the Water Resources Department, Govt. of Maharashtra, where in no provision is made for Depreciation Fund, therefore as per the Board Resolution no. 38/20 of the meeting of the Governing Council of the Corporation held on 26.5.2009 this has been decided to not to make provision for Depreciation Fund. However the depreciation applicable as per Income Tax Act 1961, has been properly claimed in the Income Tax Return of the Corporation for the year 2019-20.
- 4) The present system of stock valuation is as per P.W.D. accounts practices. Auditors have been explained that the system, if continued will not materially affect the valuation of Stocks and consequentially materially affect the Balance Sheet. However the yearwise information in this regard is being called from subordinate offices for necessary entries can be incorporated in the balance sheet.
- 5) The remark being informatory needs no compliance.
- 6) The remark being informatory needs no compliance.
- 7) The point to provide insurance cover to the assets is under consideration of the Corporation.
- 8) The Division office conducts annual administrative & accounts inspection of Sub-Dn. offices. Similarly Circle office conducts annual administrative & accounts inspection of Division offices and once in three years of Sub-Division offices. Chief Engineer office conducts the inspection of Circle office annually and inspection of Division office once in three years. In this inspection, items regarding accounts are checked with a view to make the inspection most effective.
- 9) The remark being informatory needs no compliance.
- 10) Noted. Necessary action will be taken.

- 11) The Information is being called from the subordinate offices regarding reconciliation of various head of accounts.
- 12) The remark being inforamatory needs no compliance.
- 13) The remark being inforamatory needs no compliance.
- 14) The remark being inforamatory needs no compliance.



**VIDARBHA IRRIGATION DEVELOPMENT
CORPORATION, NAGPUR**
(A Govt. of Maharashtra Undertaking)

AUDITED FINANCIAL STATEMENTS
For The Year 2020-21

RODI DABIR & CO.,
CHARTERED ACCOUNTANTS
282, 11nd Floor, Kapish House, Khare Town,
Dharampeth (Opp. Punit Super Bazar),
NAGPUR 440010
Ph: (0712) - 2537563, 2542108



RODI DABIR & CO.
Chartered Accountants

Head Off.: 282, "Kapish House" 2nd floor,
Opp. Punit Super Bazar, Khare Town,
Dharampeth, Nagpur - 440 010.
Ph.: (O) 0712-2542108, 2537563, 6608999
Email: rodidabir@rediffmail.com, rodidabir@rodidabir.com
Website: www.rodidabir.com Mob.: +91-9822220091

INTERNAL AUDITOR'S REPORT

**The Hon'ble Chairman,
Vidarbha Irrigation Development Corporation, Nagpur.**

We have audited the attached Balance Sheet of Vidarbha Irrigation Development Corporation as at **31st March, 2021**, and the Income & Expenditure Account for the year ended on that date annexed thereto, in the capacity of Internal / Concurrent Auditors.

These financial statements are the responsibility of the corporation's management. Our responsibility is to express an opinion on these financial statements based on our audit.


Further to our comments and notes as annexed hereto:

- A) We have obtained all the information and explanations which to the best of our knowledge and belief were necessary for the purposes of our audit,
- B) In our opinion proper books of accounts have been kept by the Corporation so far, as appears from our examinations of those books.
- C) The Balance Sheet and Income & Expenditure Account are in agreement with the books of account.
- D) It is the policy of the Corporation to prepare its Financial Statements on the cash receipts and disbursements basis. On this basis revenue and the related assets are recognized when received rather than when earned, and expenses are recognized when paid rather than when obligation is incurred.
- E) In our opinion and to the best of our information and according to the explanations given to us, the said accounts, read together with significant accounting policies and subject to our Internal / concurrent Audit remarks as annexed herewith give a true and fair view:

Of the Assets and Liabilities arising from cash transactions of the Corporation as at 31st March, 2021 and

Of the Revenue collected and expenses paid of the Corporation during the year ended on 31st March 2021.

**PLACE : NAGPUR
DATE : 14/02/2022**



**FOR RODI DABIR AND CO.
CHARTERED ACCOUNTANTS**

Paunikar
**(CA VRUNDA FUNDE PAUNIKAR)
PARTNER
MEMBERSHIP NO.137007**

VIDARBHA IRRIGATION DEVELOPMENT CORPORATION
(GOVT. OF MAHARASHTRA UNDERTAKING)

BALANCE SHEET AS ON 31ST MARCH, 2021


LIABILITIES	SCHE NO.	AS ON 31/03/2021	AS ON 31/03/2020
		AMOUNT [RS.]	AMOUNT [RS.]
CONTRIBUTION FROM GOVERNMENT OF MAHARASHTRA	I	5,00,36,63,07,213.98	4,79,01,44,43,341.98
GRANTS IN AID	II	15,09,17,455.00	15,70,93,688.00
RESERVES & SURPLUS	III	1,90,20,073.00	1,51,67,393.00
SECURED LOAN	IV	0.00	0.00
CURRENT LIABILITIES	V	8,87,91,35,264.49	8,71,54,27,013.25
INCOME & EXPENDITURE ACCOUNT :			
OPENING BALANCE OF NET SURPLUS (DEFICIT)		3,08,41,15,265.51	
ADD: SURPLUS (DEFICIT) FOR THE YEAR		1,34,88,55,120.37	
Balance of Net Surplus as on 31/03/2021 (Without Depreciation)		4,43,29,70,385.88	3,08,41,15,265.51
TOTAL RS.		5,13,84,83,50,392.35	4,90,98,62,46,701.74
ASSETS	SCHED. NO.	AS ON 31/03/2021 AMOUNT [RS.]	AS ON 31/03/2020 AMOUNT [RS.]
FIXED ASSETS	VI	4,80,20,27,51,827.26	4,53,42,33,65,545.90
CURRENT ASSETS, LOANS AND ADVANCES	VII	33,64,55,98,565.09	37,56,28,81,155.84
TOTAL RS.		5,13,84,83,50,392.35	4,90,98,62,46,701.74

SCHEDULE I TO VIII FORM AN INTEGRAL PART OF THE BALANCE SHEET

AS PER OUR REPORT OF EVEN DATE

FOR RODI DABIR AND CO.
CHARTERED ACCOUNTANTS
(FRN No. 108846W)

Paunika
(CA VRUNDA FUNDE PAUNIKAR)
PARTNER
Membership No. 137007



FOR VIDARBHA IRRIGATION
DEVELOPMENT CORPORATION

[Signature]
CHIEF ACCOUNTS AND FINANCE OFFICER

For VIDARBHA IRRIGATION DEVELOPMENT CORPORATION

PALCE : NAGPUR
DATE : 14/02/2022

[Signature]
MANAGING DIRECTOR

[Signature]
EXECUTIVE DIRECTOR

VIDARBHA IRRIGATION DEVELOPMENT CORPORATION
(GOVT. OF MAHARASHTRA UNDERTAKING)

INCOME AND EXPENDITURE ACCOUNT FOR THE YEAR ENDED ON 31ST MARCH, 2021

EXPENDITURE	SCHED. NO.	2020-21	2019-20
		AMOUNT [RS.]	AMOUNT [RS.]
DIRECTION & ADMN. EXPENSES (NET)	IX	28,31,01,909.49	1,10,70,68,966.76
MISC. EXPENDITURE TO THE EXTENT WRITTEN OFF	X	0.00	0.00
NET SURPLUS FOR THE YEAR TRANSFERRED TO BALANCE SHEET		1,34,88,55,120.37	94,89,55,181.79
TOTAL RS.		1,63,19,57,029.86	2,05,60,24,148.55


INCOME	SCHED. NO.	2020-21	2019-20
		AMOUNT [RS.]	AMOUNT [RS.]
WATER REVENUE (NET)	XI	91,59,57,411.46	1,01,70,63,999.36
INTEREST RECEIVED	XII	71,59,99,618.40	1,03,89,60,149.19
TOTAL RS.		1,63,19,57,029.86	2,05,60,24,148.55

SCHEDULE VIII TO XII FORM AN INTEGRAL PART OF THE INCOME AND EXPENDITURE ACCOUNT

AS PER OUR REPORT OF EVEN DATE

FOR RODI DABIR AND CO.
CHARTERED ACCOUNTANTS
(FRN No. 108846W)

Paunikar
(CA VRUNDA FUNDE PAUNIKAR)
PARTNER
Membership No. 137007



**FOR VIDARBHA IRRIGATION
DEVELOPMENT CORPORATION**

[Signature]
CHIEF ACCOUNTS AND FINANCE OFFICER
For VIDARBHA IRRIGATION DEVELOPMENT CORPORATION


PALCE : NAGPUR
DATE : 14/02/2022

[Signature]
MANAGING DIRECTOR

[Signature]
EXECUTIVE DIRECTOR

VIDARBHA IRRIGATION DEVELOPMENT CORPORATION
(GOVT. OF MAHARASHTRA UNDERTAKING)
SCHEDULE I TO VIII ATTACHED TO AND FORMING PART OF THE BALANCE SHEET
AS ON 31ST MARCH 2021


SCHEDULE NO. I	AS ON 31/03/2021	AS ON 31/03/2020
CAPITAL CONTRIBUTION:		
CAPITAL CONTRIBUTION FROM GOVERNMENT OF MAHARASHTRA		
Contribution in form of Value of Projects transferred to VIDC from time to time	21,17,72,17,387.98	21,17,72,17,387.98
Contribution towards Construction in form of Grants From the Date of formation to 31/03/2021	4,57,83,72,25,954.00	4,57,83,72,25,954.00
Add: Govt. Contribution During the year 2020-21 :		
Direct From G.O.M., NABARD & Tribal:	5,12,32,87,000.00	
Under A.I.B.P./PMKSY/BJSY Scheme:	16,94,35,76,872.00	
	22,06,68,63,872.00	
Add: Share Cost & CA Restoration Charges received during the year from others		
Restoration Charges Collected and Trfd to Capital A/c	0.00	
LESS:- Adjustments to Capital Contribution during the year:		
(i) PAID TO TIDC for Kurha Wadoda Project adjusted agst Utilization Certificate	0.00	
(ii) PAID TO TIDC for Bodhwad Project adjusted agst Utilization Certificate	-71,50,00,000.00	
TOTAL RS.	5,00,36,63,07,213.98	4,79,01,44,43,341.98
SCHEDULE NO. II		
OTHER GRANTS IN AID		
Received from local authorities viz Commissioner, DRDA etc	15,09,17,455.00	15,70,93,688.00
TOTAL RS.	15,09,17,455.00	15,70,93,688.00
SCHEDULE NO. III		
RESERVES & SURPLUS		
Depreciation fund receipt against Machinerics	1,90,20,073.00	1,51,67,393.00
TOTAL RS.	1,90,20,073.00	1,51,67,393.00



**VIDARBHA IRRIGATION DEVELOPMENT CORPORATION
(GOVT. OF MAHARASHTRA UNDERTAKING)**


SCHEDULE NO. IV

	AS ON 31/03/2021	AS ON 31/03/2020
SECURED LOANS:	0.00	0.00
TOTAL RS.	0.00	0.00
SCHEDULE V		
CURRENT LIABILITIES		
DEPOSITS (CONTRACTORS' SD,EMD & Other deposits)	4,84,09,96,246.95	5,06,21,98,720.95
ESTABLISHMENT CASH SETTLEMENT ACCOUNT	20,67,979.00	30,60,635.00
PURCHASE SETTLEMENT ACCOUNT (Sundry Creditors)	10,40,13,473.00	10,40,13,473.00
ADJUST. OF MISC. DUES BETWEEN V.I.D.C AND STATE/CENTRAL GOVT.	13,28,39,988.00	16,81,23,605.00
DIRECT RT A/C	9,93,60,972.00	9,34,18,945.00
COLLECTION A/C PENDING REMITTANCE	3,99,35,607.18	4,46,06,654.18
OPERATION A/C PENDING REMITTANCE	2,09,82,850.40	2,07,69,684.40
WATER CESS COLLECTED & PAYABLE TO GOVT.	0.00	0.00
WATER RELATED LIABILITY:		
Unspent Irrigation Revenue (50%) belonging to SLIF	29,57,32,357.00	29,93,82,903.00
Non-Irrigation Revenue 60% on Behalf of MKVDC	19,14,01,195.24	19,94,21,531.00
Local Cess Collected and Payable	48,73,50,586.72	29,85,74,486.72
Panipatti - Under Const'n Projects-Nomenclature Awaited (Non Maintenance Divisions)	88,99,39,073.00	65,03,42,478.00
Water Deposit from Power Companies	1,86,44,23,211.96	
Adani Power Ltd.(Dhapewada LIS)-	1,76,77,00,000.00	1,76,77,00,000.00
UNCASHED CHEQUES OF BOND HOLDERS	38,13,897.00	38,13,897.00
Deposit Work	30,01,039.00	0.00
TOTAL RS.	8,87,91,35,264.49	8,71,54,27,013.25



VIDARBHA IRRIGATION DEVELOPMENT CORPORATION
(GOVT. OF MAHARASHTRA UNDERTAKING)
SCHEDULE I TO VIII ATTACHED TO AND FORMING PART OF THE BALANCE SHEET
AS ON 31ST MARCH 2021

	AS ON 31/03/2021	AS ON 31/03/2020
SCHEDULE NO. VI		
<u>FIXED ASSETS</u>		
MAJOR PROJECTS		
MAJOR PROJECTS- Nagpur Region	299359536420.40	280986494201.90
MAJOR PROJECTS- Amravati Region	181030064408.40	172510137432.90
	118329472012.00	108476356769.00
MEDIUM PROJECTS		
MEDIUM PROJECTS- Nagpur Region	92649882910.00	87677462562.00
MEDIUM PROJECTS- Amravati Region	43834123192.00	40935967030.00
	48815759718.00	46741495532.00
MINOR PROJECTS, MMT, Flood Control etc.	87426948815.86	83994645100.00
052- MACHINERY & EQUIPMENTS	76,63,83,681.00	76,47,63,682.00
TOTAL RS.	4,80,20,27,51,827.26	4,53,42,33,65,545.90




**VIDARBHA IRRIGATION DEVELOPMENT CORPORATION
(GOVT. OF MAHARASHTRA UNDERTAKING)**

SCHEDULE NO. VII

CURRENT ASSETS, LOANS & ADVANCES & OTHER DEBIT BALANCES


	AS ON 31/03/2021	AS ON 31/03/2020
(A) CASH AND BANK BALANCES:		
ESTT. CASH & WORKS CASH	19,53,281.00	17,09,572.00
OPERATION BANK ACCOUNTS (VIDC Head Office)	2,45,76,94,429.95	5,24,61,46,967.01
OPERATION BANK ACCOUNTS (Subordinate Offices)	3,27,53,46,379.66	6,07,66,25,348.63
COLLECTION BANK ACCOUNTS (VIDC Head Office)	44,36,13,757.01	31,54,14,619.76
COLLECTION BANK ACCOUNTS (Subordinate Offices)	2,39,24,563.13	3,70,70,990.80
A.I.B.P./PMKSY BANK ACCOUNTS (VIDC Head Office)	14,11,41,318.39	1,15,25,25,879.39
ESCROW BANK ACCOUNTS (VIDC Head Office)	85,97,579.50	82,99,012.30
P.L.A ACCOUNT WITH TREASURY (VIDC Head Office)	68,02,97,000.00	1,91,51,75,984.00
PANIPATTI COLLECTION BANK ACCOUNTS	87,48,10,477.52	1,01,49,46,131.62
PANIPATTI OPERATION BANK ACCOUNTS	70,98,37,946.42	34,17,63,171.82
SHORT TERM DEPOSITS (WITH BANKS)	13,40,00,00,000.00	12,42,00,00,000.00
INTEREST CREDITED TO FDR ACCOUNTS BY BANKS	19,37,61,273.00	41,42,35,601.00
TOTAL RS.	22,21,09,78,005.58	28,94,39,13,278.33
Funds in Transit :		
LOC IN TRANSIT	5,68,49,73,876.00	5,74,58,47,789.00
LOC REFUND IN TRANSIT	1,85,17,860.00	36,85,53,841.00
REMITTANCE IN TRANSIT	12,52,94,059.00	5,10,37,622.00
TOTAL RS.(A)	28,03,97,63,800.58	35,10,93,52,530.33
(B) LOANS, ADVANCES & OTHER DEBIT BALANCES:		
STOCK STORES & SPARES(As valued & certified by management)	3,31,80,729.07	3,42,24,007.07
MISC. PUBLIC WORKS ADVANCES	1,46,18,86,223.44	1,49,14,56,042.44
INCOME TAX DEPOSIT: To I.T.O. Against Demand for A.Y. 2000-2001	1,00,00,000.00	1,00,00,000.00
TDS recovered by I.T.O.Amravati from EE I.P.C.D. Amravati for FY08-09,09-10	2,46,04,961.00	2,46,04,961.00
CASH ADVANCE SETTLEMENT ACCOUNT (CSSA) (OLD-Govt. Tenure)	4,63,846.00	4,63,846.00
CASH ADVANCE SETTLEMENT ACCOUNT (CSSA) (NEW-VIDC Tenure)	6,64,70,763.27	12,22,71,846.27
TAX DEDUCTED AT SOURCE BY BANKS AND OTHERS	3,47,79,325.73	13,44,42,060.73
Advance Reimbursement to GoM for Estab Exp of Maintenance Divisions	0.00	14,86,17,450.00
WORKS CASH SETTLEMENT ACCOUNT (WCSSA)	3,09,98,248.00	3,87,64,813.00
BONDS DD RECEIVABLE FROM ESCROW BANKERS	7,79,360.00	7,79,360.00
LOANS/ADVANCES TO GOVT. UNDERTAKINGS UPTO 31.03.20	45,57,55,308.00	32,41,34,239.00
GOVT. GRANTS IN TRANSIT	3,48,69,16,000.00	12,37,70,000.00
TOTAL RS.(B)	5,60,58,34,764.51	2,45,35,28,625.51
GRAND TOTAL (A) + (B)	33,64,55,98,565.09	37,56,28,81,155.84



**VIDARBHA IRRIGATION DEVELOPMENT CORPORATION
(GOVT. OF MAHARASHTRA UNDERTAKING)**


**SCHEDULE VIII TO XII ATTACHED TO AND FORMING PART OF THE INCOME AND
EXPENDITURE ACCOUNT FOR THE YEAR ENDED ON 31ST MARCH 2021**

SCHEDULE NO. IX	AS ON 31/03/2021	AS ON 31/03/2020
DIRECTION AND ADMINISTRATION EXPENSES		
SALARY AND BONUS		
TRAVELLING AND CONVEYANCE	2,62,37,50,153.00	2,92,62,34,723.00
OFFICE EXPENSES	2,66,24,163.00	5,34,28,896.00
PROFESSIONAL / CONSULTANCY/LEGAL CHARGES	10,69,29,477.63	13,07,86,949.00
AUDIT FEES (Statutory-AG)	11,92,642.00	4,00,040.00
AUDIT FEES AND EXP.(Internal & Tax Audit)	0.00	0.00
MOTOR VEHICLES MAINTENANCE & REPAIRS	11,46,764.00	0.00
BANK CHARGES	1,37,45,740.50	1,56,55,085.00
OPERATION MAINT.OF M & E	3,20,612.86	2,07,898.34
PETROL, OIL & LUBRICANTS	25,91,746.00	34,55,559.00
RENT, RATES AND TAXES	2,71,50,212.00	2,81,39,641.00
ADVERTISEMENT AND PUBLICITY	35,89,959.00	57,79,748.00
MEDICAL EXPENSES	69,82,902.00	2,05,95,479.00
OFFICE M&E REPAIRS	12,22,067.00	3,18,567.00
MATERIAL SUPPLY	88,11,148.00	1,27,52,723.00
OTHER CHARGES	4,82,697.00	28,38,236.00
COMPUTER CONSUMABLE	3,03,211.00	28,22,171.24
Subscription & Contributions	26,87,167.00	31,37,626.00
GST Expenses	0.00	2,36,000.00
2701/2702- Maintenance & Repairs of Projects	19,27,220.00	13,69,528.00
LESS : GRANT RECEIVED DURING 2020-21 FROM GOVT. OF MAHARASHTRA FOR DIRECTION & ADMINISTRATION EXPENSES	65,71,44,974.50 -3,13,87,17,000.00	86,54,32,453.00 -2,89,42,08,000.00
SUB TOTAL (A)	34,78,85,856.49	1,17,93,83,322.58
OTHER INCOME		
LAPSED DEPOSIT FORFIETED		
SALE OF TENDER FORM	30,04,760.00	32,73,439.00
RENT LEASE FROM LANDS & BUILDINGS	73,26,308.00	79,43,666.00
FINES, PENALTIES & COMPENSATION FRM CONTRACTORS RECEIVED FROM TOURISM	64,16,436.00 56,86,945.00	19,83,030.00 42,83,851.00
HOUSE RENT RECOVERY	23,760.00	1,310.00
OTHERS	69,47,085.00	84,92,317.00
SOIL TESTING CHARGES	2,90,97,268.00	3,26,26,632.82
FISHING RIGHTS	11,43,623.00	22,68,398.00
SALE OF TREES	27,37,221.00	86,40,321.00
RECOVERY OF ELECTRIC BILLS OF STAFF QUARTERS	16,12,506.00	18,87,190.00
SUB TOTAL (B)	7,88,035.00	9,14,201.00
NET TOTAL (A - B) TRANSF. TO INCOME & EXP. A/C.	28,31,01,909.49	1,10,70,68,966.76



**VIDARBHA IRRIGATION DEVELOPMENT CORPORATION
(GOVT. OF MAHARASHTRA UNDERTAKING)**

SCHEDULE NO. X	AS ON 31/03/2021	AS ON 31/03/2020
MISC. EXPENDITURE TO THE EXTENT WRITTEN OFF		
BOND ISSUE EXPENSES		
LEAD MANAGERS FEES	0.00	0.00
TRUSTEE FEES	0.00	0.00
REGISTRARS FEES	0.00	0.00
CREDIT RATING CHARGES	0.00	0.00
GOVT. GUARANTEE FEES (BOOK ADJUSTMENT)	0.00	0.00
TOTAL RS.	0.00	0.00
LESS: WRITTEN OFF DURING THE YEAR	0.00	0.00
SCHEDULE NO. XI		
WATER REVENUE (Net of Collected, Deposited to & Recd from State Irrigation Fund, & Reimbursed to GoM)	91,59,57,411.46	1,01,70,63,999.36
TOTAL RS.	91,59,57,411.46	1,01,70,63,999.36
SCHEDULE NO. XII		
INTEREST RECEIVED ON		
INTEREST ON ADVANCE TO CONTRACTORS	48,11,688.00	44,28,871.00
BANK DEPOSITS FROM COLLECTION & OPERATION ACCOUNTS	71,11,87,930.40	1,03,45,31,278.19
TOTAL RS.	71,59,99,618.40	1,03,89,60,149.19



VIDARBHA IRRIGATION DEVELOPMENT CORPORATION, NAGPUR

SCHEDULE 'VIII'

**NOTES TO ACCOUNTS AND SIGNIFICANT ACCOUNTING POLICIES
FOR THE FINANCIAL YEAR ENDED 31ST MARCH 2021**

1. GOVERNMENT GRANTS (SHARE CAPITAL CONTRIBUTION FROM GOVERNMENT OF MAHARASHTRA):

A. INITIAL CONTRIBUTION:

The Corporation has been established in 1997 to complete the ongoing Irrigation Projects of the State Government. The opening value of projects transferred to the Corporation from State Government from time to time and shown in the Financial Statements of the Corporation as 'Capital Contribution by Government of Maharashtra' has been total to the tune of Rs.2117.72 crores.


B. CONTRIBUTION RELATED TO CURRENT YEAR:

- i. Contributions for Works from Government during the year under consideration have been shown as 'Capital Contribution by Government of Maharashtra' which is as under:

From Govt. of Maharashtra/NABARD/Tribal	Rs. 823.9950 Crores
Under AIBP/PMKSY Scheme	Rs. 1694.3577 Crores
Total Grant received	Rs. 2518.3527 Crores
(less) Grant return	Rs. 311.6663 crores
Net Grant	Rs. 2206.6864 crores

(Note:- The above includes 'Grants for works in Transit' as on 31st March 2021 for total Rs. 348.6916 crores)

- ii. Contribution from Govt. of Maharashtra during the year under consideration on account of Salary & other Administrative Expenses aggregates to Rs. 313.8717 crores. This has been credited against concerned expenditure. This includes grants received also for the Maintenance divisions which is subject



Contd...2

// 2 //

to refund to the Govt. in terms of GoM GR no. देवदु. 2015/(836 /2015)/सि.व्य.(कामे) dated 17th November-2016 and other relevant Government orders.

2. FIXED ASSETS :

- A. Assets purchased during the year are valued at cost including the incidental expenses and installation expense.
- B. In the Executive Committee meeting of December 2018 the expenditure of Rs.6.54 Crores incurred on the canals of the Borkhedi Project has been condoned.
- C. Various types of assets viz Land, Building, Machineris, Vehicles etc are all charged to 'Projects Cost' of the Irrigation Dams hence do not appear separately.

3. DEPRECIATION :

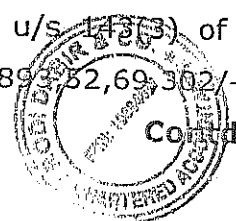
Depreciation chargeable on Fixed Assets is not charged in books and assets stand overstated to that extent.

Whereas depreciation at the rates mention in the Income Tax Act 1961 and rules there under, have been claimed in the Return of Income.

4. Corporation has made various short-term deposits with various banks in conformity with the guidelines of the Finance Department of Government of Maharashtra and interest earned thereon is credited to Income & Expenditure Account.
5. The Corporation envisages contingent liabilities on account of Claims in respects of various court cases where matter is sub-judice, amounts are not ascertainable.
6. The Corporation had deposited Rs. 1 Crore during the F.Y. 2003-04 with the I.T.O. Nagpur against the demand for A.Y. 2000-2001.

The Return of Income for A.Y. 2010-11 is processed u/s 143(1) of the Income Tax Act. 1961 and the refund of Rs. 27,83,630/- is assessed. The same stands adjusted against the arrears of demand of the earlier years, the revision of which is pending.

The Return of Income for A.Y. 2011-12 is processed u/s 143(3) of the Income Tax Act. 1961 and the Unabsorbed depreciation of Rs. 893,52,69,302/-



Contd...3

is allowed to be carried forward to A.Y. 2012-13.

An amount of Rs. 2,46,04,961/- towards Non/Short TDS for F.Y 2007-08, 2008-09 & 2009-10 have been recovered by the Income Tax officer, Amravati during the F.Y. 2010-11 from the subordinate office of VIDC i.e. EE Amravati Project Construction Division, Amravati (TAN- NGPD1512-A). Appeal to get refund of the same is decided in favour of VIDC but giving appeal effect is pending with the Appellate authorities.

Further assessments for the year up to A.Y.2017-18 (relevant to F.Y. 2016-17) have been completed. For the A.Y. 2018-19 and A.Y. 2019-20 (relevant to F.Y. 2017-18 and F.Y. 2018-19), though It refunds are issued during the year, the final assessments are in progress.

7. INVENTORY:

Valuations of Stock have been taken at cost plus expenses and are certified by the respective Unit/ Division heads.


8. Previous year figures are regrouped and rearranged wherever necessary. As a major regrouping and rearrangement during the year, the Schedule-I for 'Government Capital Contribution' has been restructured and made précised.

9. DISCLOSURES ABOUT PAYABLES & RECEIVABLES NOT REFLECTED IN THE BALANCE SHEET:

A. As the corporation is adopting Cash Method of Accounting, major **payables** not reflected in the Balance sheet are disclosed as under;

Sr. No	Particulars	Amount outstanding as on 31/03/2021 (Rs. in Crores)
a.	WMR's Payable	1.83
b.	Works expenses payable	972.76
c.	GST Payable on Tender Form Fees collected	Not quantified.
d.	Time Barred Cheques	27.23
e.	Guarantee Fees & Penal Interest payable to Govt. of Maharashtra	75.7598

B. Similarly major **Receivables** not reflected in the Balance Sheet are disclosed as under;



Contd...4

Sr. No.	Particulars	Amount outstanding as on 31.03.2021 (Rs. In Crores)
a.	Stock on MSA	0.20
b.	Interest Accrued but not due on short term investments with banks	4.1189
c.	Unserviceable & Obsolete stock of Machineries & Equipments	Not Quantified
d.	Water charges recoverable	245.4615
e.	Indiabulls Power Company Ltd.- Irrigation Restoration Charges recoverable along with Interest and penal interest.	580.17

10. RETIREMENT BENEFITS:

Any liabilities for payment of retirement benefits to the employees of the Corporation is liability of the Govt. of Maharashtra as the employee of the Corporation are on deputation without deputation allowance from the State Government.

11. The expenditure of the Corporation is supported by adequate budgetary provisions made by the Board of Directors.

12. REVENUE RECOGNITION:

a. Revenue is recognized on receipt basis.

b. In terms of Govt. of Maharashtra order no. बी.जी.एम. १०.०६/(५३५/२००६) अर्थ-१ दिनांक १८/१०/२००६, the water revenue was being deposited to the Government. However vide Govt. of Maharashtra GR no. देवदु २०१५/(८३६/२०१५)/सिं.व्य. (कामे) दिनांक १७ नोव्हेंबर २०१६, the Water revenue collected is kept with the Corporation for maintenance expenses of the completed projects. However the water revenue collected from Non-Maintenance divisions is held in 'Current Liabilities' for want of exact nomenclature.




ontd...5

// 5 //

12. GENERAL:

1. The accounts have been drawn up under the Historical Cost Convention except assets and liabilities transferred by the Govt. of Maharashtra as on 30/03/1997.
2. The corporation has followed Cash System of Accounting except for the following:
 - Government Grants in transit.
3. Various Statutory dues outstanding as on 31st March 2021 are reflected under head 'ADJUST. OF MISC. DUES BETWEEN V.I.D.C AND STATE/CENTRAL GOVT.' in Schedule V to the Balance Sheet which include recoveries on account of TDS, LWC, P. Tax, DCPS, GIS, GPF etc. These are cleared in the month of April 2021.

PLACE :- NAGPUR
DATE :- 14.02.2022



FOR RODI DABIR & CO.
CHARTERED ACCOUNTANTS

Paunikar


(CA VRUNDA FUNDE PAUNIKAR)
PARTNER
MEMBERSHIP NO.137007

VIDARBHA IRRIGATION DEVELOPMENT CORPORATION, NAGPUR

AUDITOR'S REMARKS

PERIOD COVERED: 2020-2021

1. The Corporation has been established to complete the ongoing Irrigation Projects of the State Government and therefore in our opinion, the business of the Corporation viz. construction of such Irrigation and Hydro-Electric projects has been commenced from the date of formation of the corporation.
2. It is informed that certain projects have been completed even then the capital expenditure is presently booked into the Work in Progress for want of clearance from technical department.
3. Depreciation chargeable on Fixed Assets is not charged and assets stands overstated to that extent.
Also, the rates of depreciation as per the Income Tax Act 1961 and rules thereunder have also been not applied in the Financial Statements whereas the depreciation is claimed in the computation of income.
4. Stocks, stores and spares are valued by the corporation and are certified by the respective Executive Engineers.
5. The Establishment and work cash balance are on the basis of certification of the same by respective Executive Engineers/Unit Head.
6. The Corporation is following double entry system of Accounting and has also continued maintenance of monthly accounts system in various forms prevailing in the erstwhile Irrigation Department governed by Maharashtra Public Works Manual and Maharashtra Public Works Code. While certifying the Accounts we have relied upon information from both the systems.
7. No insurance cover has been provided for most of the assets and the assets stands exposed to the risk of normal Non-insurance cover.
8. There is scope for strengthening the internal check and procedures within the working of the Corporation considering the size of the Corporation.



Contd...2

9. The VIDC Bonds series were fully redeemed till the year ended on 31st March 2015. The bonds were secured by a tripartite mechanism between the Corporation, the bond holders and the trustees whereby assets equivalent to more than 1.25 times of the bond value are mortgaged with four different banks. The 'Re-conveyance Deeds', to free the Charge on the Assets of the Corporation are executed with three banks namely State Bank of India, Bank of Maharashtra and IDBI Bank Ltd but except for VIDC Bond Series IV and V with Bank of India.
10. The head 'Contingent Liability' on the Corporation is not quantified. Efforts should be made to quantify this head as a footnote to the Balance Sheet.
11. The outstanding balances under Misc. Public Works Advances (MPWA) and Cash Settlement Suspense Account (CSSA) include advances relating to very old period but the age wise breakup of the same and Bad & Doubtful Debts if any are not identified and not disclosed by the corporation.
- Similarly, the outstanding balances under Purchase Settlement Suspense Account represents Sundry Creditors of the corporation which include Sundry Creditors relating to very old period but the age wise break up of the same and actual liabilities against the Material Purchase Suspense Account need to be disclosed which is not done.
12. There are no investments of medium or long term nature out of the funds of the Corporation.
13. In terms of Govt. of Maharashtra order no. बी.जी.एम. १०.०६/(५३५/२००६) अर्थ-१ दिनांक १८/१०/२००६, the water revenue was being deposited to the Government. However vide Govt. of Maharashtra GR no. देवदु २०१५/(८३६/२०१५)/सि.व्य. (कामे) दिनांक १७ नोव्हेंबर २०१६, the Water revenue collected is kept with the Corporation for maintenance expenses of the completed projects. However the water revenue collected from Non-Maintenance divisions is held in 'Current Liabilities' for want of exact nomenclature.
14. As the corporation is adopting Cash Method of Accounting, major payables like - Works & other bills payable, WMR payable etc are not reflected in the Balance




Contd...3

// 3 //

Sheet.

Similarly major receivables are also not reflected in the Balance Sheet e.g., Water Charges recoverable, Interest accrued but not due on Short Term FDR's etc. These are only disclosed in the Notes to Accounts to the Balance Sheet.

PLACE :- NAGPUR
DATE :- 14.02.2022



FOR RODI DABIR & CO.
CHARTERED ACCOUNTANTS

Paunikar


(CA VRUNDA FUNDE PAUNIKAR)
PARTNER
MEMBERSHIP NO.137007

VIDARBHA IRRIGATION DEVELOPMENT CORPORATION, NAGPUR

STATEMENT OF CASH FLOW FOR THE YEAR ENDED ON 31/03/2021

(Rs. In Lacs)

PARTICULARS	FOR THE YEAR ENDED	
	31/03/2021	31/03/2020
CASH FLOW FROM OPERATING ACTIVITIES		
Water Revenue	9,159.57	10,170.64
Interest earned during the year	7,160.00	10,389.60
Less:		
Interest paid during the year on deposits, borrowings etc.,	0.00	0.00
Operating expenses including Provisions & Amortizations	2,831.02	11,070.69
Add:		
Depreciation on Fixed Assets	0.00	0.00
I CASH PROFIT GENERATED FROM OPERATIONS	13,488.55	9,489.55
(Prior to Changes in operating Assets & Liabilities)		
II CASH FLOW FROM OPERATING ASSETS AND LIABILITIES		
Increase (Decrease) in Liabilities		
Deposits	-2,212.02	3,863.79
Other Liabilities and Provisions	3,849.11	7,042.99
(Increase) / Decrease in Assets		
Other Current Assets	-31,523.06	70,045.85
Investments		
Other Assets		
Total of II	-29,885.98	80,952.63
A NET CASH FLOW FROM OPERATING ACTIVITIES (I + II)	-16,397.43	90,442.18



1/2/1

PARTICULARS	FOR THE YEAR ENDED	
	31/03/2021	31/03/2020
CASH FLOW FROM INVESTING ACTIVITIES		
Sale / Disposal of Fixed Assets		0.00
Addition to Fixed Assets	-2,67,793.86	-3,38,473.81
B NET CASH FLOW FROM INVESTING ACTIVITIES	-2,67,793.86	-3,38,473.81
CASH FLOW FROM FINANCING ACTIVITIES		
Repayment of Bond Principal		0.00
Contribution from Government of Maharashtra	2,13,518.64	3,05,071.33
Other Grants in Aid	-61.76	-154.24
Reserves And Surplus	38.53	29.83
C NET CASH FLOW FROM FINANCING ACTIVITIES	2,13,495.40	3,04,946.92
TOTAL CASH FLOW DURING THE YEAR (A+B+C)	70,695.89	56,915.30
Increase/ (Decrease) in Cash Flow		
I CASH AND CASH EQUIVALENTS AT THE BEGINNING OF THE YEAR		
A) Cash Balances with HO and subordinate offices	17.10	12.08
B) Balance with Banks	3,51,076.43	2,94,166.15
Total - I	3,51,093.53	2,94,178.23
II CASH AND CASH EQUIVALENTS AT THE END OF THE YEAR		
A) Cash Balances with HO and subordinate offices	19.53	17.10
B) Balance with Banks	2,80,378.11	3,51,076.43
Total - II	2,80,397.64	3,51,093.53
TOTAL CASH FLOW DURING THE YEAR	70,695.89	56,915.29
Increase (Decrease) in Cash Flow (II-I)		

PLACE : NAGPUR
DATE : 14/02/2022



FOR RODI DABIR & CO.
CHARTERED ACCOUNTANTS

Paunikar
(CA VRUNDA FUNDE PAUNIKAR)
PARTNER

COMPUTATION SHEET

NAME : VIDARBHA IRRIGATION DEVELOPMENT CORP.
(GOVT. OF MAHARASHTRA UNDERTAKING)

ADDRESS : SINCHAN SEVA BHAVAN, CIVIL LINES NAGPUR Pin. 440001.

P.A. No. : AACCV 1714 D

STATUS : Domestic Company.

P.Y. : 2020-21 **Assessment Year : 2021-22**

COMPUTATION OF TOTAL INCOME

		RS.
INCOME FROM BUSINESS:		
Surplus as per Income & Expenditure Account		1348855120
Add: Prior period expenses debited to Income & Exp. A/c		0
Add: Depreciation Fund receipts against Machineries not credited to I & E a/c		3852680
GROSS TOTAL SURPLUS		1352707800
ADD:	Depreciation as per Companies Act debited to Profit & Loss a/c A	0
LESS:	Depreciation allowable as per Income Tax Act. 1961 for the FY 20-21 B	1352707800
LESS:	Unabsorbed depreciation of AY 2011-12 utilized C	688323880
TAXABLE INCOME		664383921
NET TOTAL UNABSORVED DEPRECIATION CARRIED FORWARD TO A.Y.2021-22		0
Net Taxable Income		0
LESS:	TAX DEDUCTED AT SOURCE	NIL
REFUND DUE		1878627
BROUGHT FORWARD UNABSORVED DEPRECIATION FOR:		
1	Up to A.Y. 2011-12 in terms of the Assessment Order dated 07/03/2014 u/s 143(3) of the I.T. Act 1961 by the JCIT Range-2 Nagpur	7592666963
	Less: Utilized in the Current A.Y. 2020-21	664383921
		6928283042
2	A.Y. 2012-2013	301409830
3	A.Y. 2013-2014	336669026
4	A.Y. 2014-2015	464783464
5	A.Y. 2015-2016	68059977
3	A.Y. 2016-2017	82312706
		8181518046
TOTAL UNABSORBED DEPRECIATION		8181518046
Brought Forward Unabsorbed Loss		NIL
GRAND TOTAL LOSS AND UNABSORBED DEPRECIATION C/F TO A.Y.2021-22		8181518046

DOCUMENTS ATTACHED WITH RETURN

- 1) COMPUTATION OF TOTAL INCOME
- 2) INCOME & EXPENDITURE ACCOUNT, BALANCE SHEET AND SUPPORTING SCHEDULES
- 3) E-RETURN FILED AND ITS ACKNOWLEDGEMENT

FOR VIDARBHA IRRIGATION DEVELOPMENT CORPORATION


EXECUTIVE DIRECTOR


CHIEF ACCOUNTS & FINANCE OFFICER

विदर्भ पाटबंधारे विकास महामंडळ, नागपूर

वर्ष २०२०-२१ चा वार्षिक वित्तीय अहवाल

विलंबाची कारणे

- १) महामंडळाचे सनदी लेखापाल यांचेकडून वार्षिक लेखा दिनांक १५.०३.२०२२ रोजी प्राप्त झाला.
- २) सदर अहवालाच्या अभिप्रायासह अनुपालन अहवाल या महामंडळाचे पत्र जा.क्र.३३१८, दिनांक २८.०४.२०२२ अन्वये मान्यतेसाठी महालेखापाल-२, नागपूर यांना सादर करण्यात आला.
- ३) सन २०२०-२१ चा ताळेबंदास विधीमंडळाच्या पटलावर ठेवण्यासाठी नियामक मंडळाच्या च्या बैठकीत मान्यता प्रदान करण्यासाठी ठेवण्यात आला आहे.मान्यता प्राप्त झाल्यानंतर त्याची प्रत महालेखाकार यांना पाठविण्यात येईल.
- ४) सन २०२०-२१ चा वित्तीय अहवाल मान्यतेसाठी शासनास सादर करणे बाबतची प्रक्रिया कार्यवाहीत आहे.


कार्यकारी संचालक
विदर्भ पाटबंधारे विकास महामंडळ
नागपूर